THIS DRAWING IS UNPUBLISHED. RELEASED FOR PUBLICATION -,- .
© COPYRIGHT - BY TYCO ELECTRONICS CORPORATION. ALL RIGHTS RESERVED.

LOC	DIST
AD	00

REVISIONS

P	LTR	DESCRIPTION	DATE	DWN	APVD
	E	EC 0G3C 0106 05	12MAR05	BSV	JRO
	E1	REVISED PER ECO-10-000443	18JAN10	KK	HMR

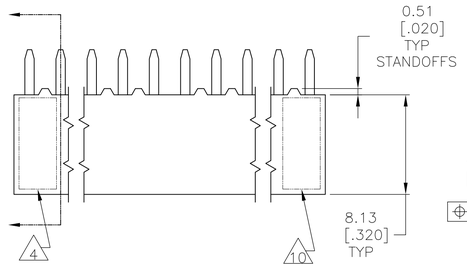

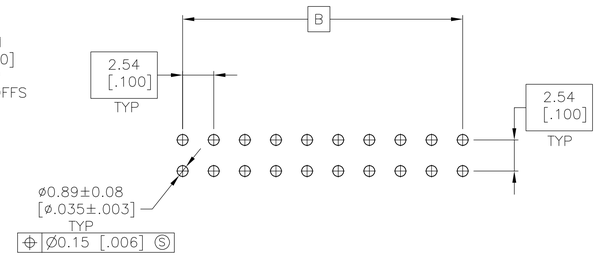

RECOMENDED PC BOARD HOLE PATTERN
PC BOARD THICKNESS 1.57[.062]

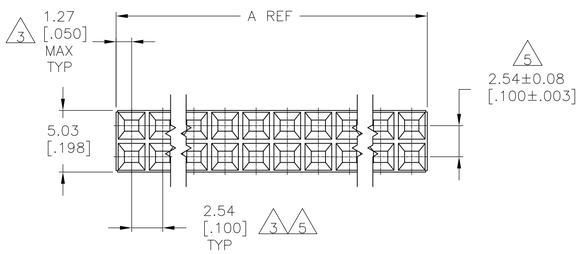

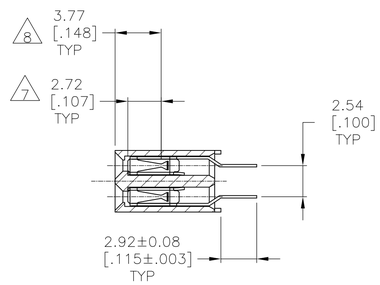

1. HOUSING: FLAME RETARDANT, GLASS FILLED, THERMOPLASTIC, COLOR: BLACK.
   CONTACT: PHOSPHOR BRONZE
2. CONTACT: DUPLEX PLATED 0.76µm[.000030] GOLD IN CONTACT AREA, 3.81–7.62µm[.000150–.000300] BRIGHT TIN–LEAD ON LEADS ALL OVER 1.27µm[.000050] MIN NICKEL
3. THESE DIMENSIONS PERTAIN TO CAVITIY CENTERLINES ONLY–NOT TO CONTACT LOACATIONS
4. PART NUMBER AND DATE CODE ARE MARKED IN APPROXIMATE LOCATION SHOWN.
5. TOLERANCE IS NON–CUMULATIVE.
6. 2 POSITION DATE CODE IS MARKED OPPOSITE SIDE OF TYCO LOGO.
7. POINT–OF–MEASUREMENT DIMENSION FOR PLATING THICKNESS (INSIDE CONTACT BEAM).
8. POINT–OF–CONTACT DIMENSION.
9. NO PART NUMBER MARKING REQUIRED FOR THIS PART.
10. TYCO LOGO AND CSA LOGO ARE MOLDED INTO HOUSING.
11. CONTACT: DUPLEX PLATED 0.76µm[.000030] GOLD IN CONTACT AREA, 3.81–7.62µm[.000150–.000300] MATTE TIN ON LEADS, ALL OVER 1.27µm[.000050] MINIMUM NICKEL
12. ROHS 2002/95/EC COMPLIANT.
13. OBSOLETE PARTS: OBSOLETE CIS STREAMLINING PER D.RENAUD/D.SINISI

	FINISH	B	A	NO OF POSN	PART NUMBER	FINISH	B	A	NO OF POSN	PART NUMBER
	11	99.06[3.900]	101.60[4.000]	80	12 ~~9-1017008-0~~ 13	2	99.06[3.900]	101.60[4.000]	80	~~4-1017008-0~~ 13
	11	96.52[3.800]	99.06[3.900]	78	12 ~~8-1017008-9~~ 13	2	96.52[3.800]	99.06[3.900]	78	~~3-1017008-9~~ 13
	11	93.98[3.700]	96.52[3.800]	76	12 ~~8-1017008-8~~ 13	2	93.98[3.700]	96.52[3.800]	76	~~3-1017008-8~~ 13
	11	91.44[3.600]	93.98[3.700]	74	12 ~~8-1017008-7~~ 13	2	91.44[3.600]	93.98[3.700]	74	~~3-1017008-7~~ 13
	11	88.90[3.500]	91.44[3.600]	72	12 ~~8-1017008-6~~ 13	2	88.90[3.500]	91.44[3.600]	72	~~3-1017008-6~~ 13
	11	86.36[3.400]	88.90[3.500]	70	12 ~~8-1017008-5~~ 13	2	86.36[3.400]	88.90[3.500]	70	~~3-1017008-5~~ 13
	11	83.82[3.300]	86.36[3.400]	68	12 ~~8-1017008-4~~ 13	2	83.82[3.300]	86.36[3.400]	68	~~3-1017008-4~~ 13
	11	81.28[3.200]	83.82[3.300]	66	12 ~~8-1017008-3~~ 13	2	81.28[3.200]	83.82[3.300]	66	~~3-1017008-3~~ 13
	11	78.74[3.100]	81.28[3.200]	64	12 ~~8-1017008-2~~ 13	2	78.74[3.100]	81.28[3.200]	64	~~3-1017008-2~~ 13
	11	76.20[3.000]	78.74[3.100]	62	12 ~~8-1017008-1~~ 13	2	76.20[3.000]	78.74[3.100]	62	~~3-1017008-1~~ 13
	11	73.66[2.900]	76.20[3.000]	60	12 ~~8-1017008-0~~ 13	2	73.66[2.900]	76.20[3.000]	60	~~3-1017008-0~~ 13
	11	71.12[2.800]	73.66[2.900]	58	12 ~~7-1017008-9~~ 13	2	71.12[2.800]	73.66[2.900]	58	2-1017008-9
	11	68.58[2.700]	71.12[2.800]	56	12 ~~7-1017008-8~~ 13	2	68.58[2.700]	71.12[2.800]	56	~~2-1017008-8~~ 13
	11	66.04[2.600]	68.58[2.700]	54	12 ~~7-1017008-7~~ 13	2	66.04[2.600]	68.58[2.700]	54	~~2-1017008-7~~ 13
	11	63.50[2.500]	66.04[2.600]	52	12 ~~7-1017008-6~~ 13	2	63.50[2.500]	66.04[2.600]	52	~~2-1017008-6~~ 13
	11	60.96[2.400]	63.50[2.500]	50	12 ~~7-1017008-5~~ 13	2	60.96[2.400]	63.50[2.500]	50	~~2-1017008-5~~ 13
	11	58.42[2.300]	60.96[2.400]	48	12 ~~7-1017008-4~~ 13	2	58.42[2.300]	60.96[2.400]	48	~~2-1017008-4~~ 13
	11	55.88[2.200]	58.42[2.300]	46	12 ~~7-1017008-3~~ 13	2	55.88[2.200]	58.42[2.300]	46	~~2-1017008-3~~ 13
	11	53.34[2.100]	55.88[2.200]	44	12 ~~7-1017008-2~~ 13	2	53.34[2.100]	55.88[2.200]	44	~~2-1017008-2~~ 13
	11	50.80[2.000]	53.34[2.100]	42	12 ~~7-1017008-1~~ 13	2	50.80[2.000]	53.34[2.100]	42	~~2-1017008-1~~ 13
	11	45.72[1.800]	48.26[1.900]	38	12 ~~7-1017008-0~~ 13	2	45.72[1.800]	48.26[1.900]	38	~~2-1017008-0~~ 13
	11	43.18[1.700]	45.72[1.800]	36	12 ~~6-1017008-9~~ 13	2	43.18[1.700]	45.72[1.800]	36	~~1-1017008-9~~ 13
	11	40.64[1.600]	43.18[1.700]	34	12 ~~6-1017008-8~~ 13	2	40.64[1.600]	43.18[1.700]	34	~~1-1017008-8~~ 13
	11	38.10[1.500]	40.64[1.600]	32	12 ~~6-1017008-7~~ 13	2	38.10[1.500]	40.64[1.600]	32	~~1-1017008-7~~ 13
	11	35.56[1.400]	38.10[1.500]	30	12 ~~6-1017008-6~~ 13	2	35.56[1.400]	38.10[1.500]	30	~~1-1017008-6~~ 13
	11	33.02[1.300]	35.56[1.400]	28	12 ~~6-1017008-5~~ 13	2	33.02[1.300]	35.56[1.400]	28	~~1-1017008-5~~ 13
	11	30.48[1.200]	33.02[1.300]	26	12 ~~6-1017008-4~~ 13	2	30.48[1.200]	33.02[1.300]	26	~~1-1017008-4~~ 13
	11	27.94[1.100]	30.48[1.200]	24	12 ~~6-1017008-3~~ 13	2	27.94[1.100]	30.48[1.200]	24	~~1-1017008-3~~ 13
	11	25.40[1.000]	27.94[1.100]	22	12 ~~6-1017008-2~~ 13	2	25.40[1.000]	27.94[1.100]	22	~~1-1017008-2~~ 13
	11	22.86[.900]	25.40[1.000]	20	12 ~~6-1017008-1~~ 13	2	22.86[.900]	25.40[1.000]	20	~~1-1017008-1~~ 13
	11	20.32[.800]	22.86[.900]	18	12 ~~6-1017008-0~~ 13	2	20.32[.800]	22.86[.900]	18	~~1-1017008-0~~ 13
	11	17.78[.700]	20.32[.800]	16	12 ~~5-1017008-9~~ 13	2	17.78[.700]	20.32[.800]	16	~~1017008-9~~ 13
	11	15.24[.600]	17.78[.700]	14	12 ~~5-1017008-8~~ 13	2	15.24[.600]	17.78[.700]	14	~~1017008-8~~ 13
	11	12.70[.500]	15.24[.600]	12	12 ~~5-1017008-7~~ 13	2	12.70[.500]	15.24[.600]	12	~~1017008-7~~ 13
9	11	10.16[.400]	12.70[.500]	10	12 ~~5-1017008-6~~ 13	2	10.16[.400]	12.70[.500]	10	9 1017008-6
9	11	7.62[.300]	10.16[.400]	8	12 ~~5-1017008-5~~ 13	2	7.62[.300]	10.16[.400]	8	9 ~~1017008-5~~ 13
9	11	5.08[.200]	7.62[.300]	6	12 ~~5-1017008-4~~ 13	2	5.08[.200]	7.62[.300]	6	9 ~~1017008-4~~ 13
9	11	2.54[.100]	5.08[.200]	4	12 ~~5-1017008-3~~ 13	2	2.54[.100]	5.08[.200]	4	9 ~~1017008-3~~ 13
6 9	11		2.54[.100]	2	12 ~~5-1017008-2~~ 13	2		2.54[.100]	2	9 6 ~~1017008-2~~ 13
	11	48.26[1.900]	50.80[2.000]	40	12 ~~5-1017008-1~~ 13	2	48.26[1.900]	50.80[2.000]	40	~~1017008-1~~ 13

THIS DRAWING IS A CONTROLLED DOCUMENT.

DIMENSIONS: mm [INCHES]

TOLERANCES UNLESS OTHERWISE SPECIFIED:
0 PLC ± –
1 PLC ± –
2 PLC ± –
3 PLC ± 0.13 [.005]
4 PLC ± –
ANGLES ± –

MATERIAL 1
FINISH 2 11

DWN 18SEP2001 T. SHUEY
CHK 10NOV97 H. ROSE
APVD 10NOV97 H. ROSE
PRODUCT SPEC 108-25022
APPLICATION SPEC 114-25018
WEIGHT –

Tyco Electronics
Tyco Electronics Corporation
Harrisburg, Pa 17105-3608

NAME
ASSEMBLY,MOD II,DOUBLE ROW, .100 X .100,VERTICAL MOUNTED, CLOSED ENTRY,SHORT PT CONTACTS

SIZE	CAGE CODE	DRAWING NO	RESTRICTED TO
A1	00779	C-1017008	–

CUSTOMER DRAWING | SCALE 4:1 | SHEET 1 OF 1 | REV E1