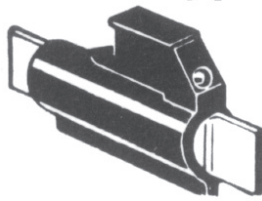


# Aircraft limiter - fast-acting



**Catalog symbols:** ACH-\_\_

## Description:

Bussmann® series fast-acting aircraft limiter.

## Specifications:

### Ratings\*

- Volts
  - 280 Vac
  - 125 Vdc
- Amps - 1-60 A
- Interrupting rating
  - 6000 A (120 Vac)
  - 4200 A (208 Vac)
  - 6000 A (125 Vdc)

\* At sea level to 6000 ft.

### Test specifications

- Carry 200% rated current for 5 minutes, open at 240% within 5 minutes

### Catalog numbers (amps)

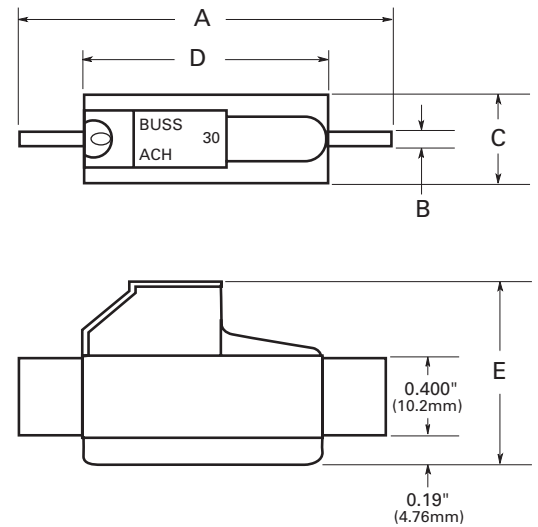
ACH-2	ACH-15	ACH-35
ACH-3	ACH-20	ACH-40
ACH-5	ACH-25	ACH-50
ACH-10	ACH-30	ACH-60

## Features:

- Bussmann series ACH limiters are designed to meet the very rigorous requirements of high speed, high performance aircraft
- Isolate faults or grounds in aircraft electric systems of 120/208 volts 400 cycles AC or 125 volts DC
- ACH limiters give visual indication when open by a springactivated pin that extends from the limiter body

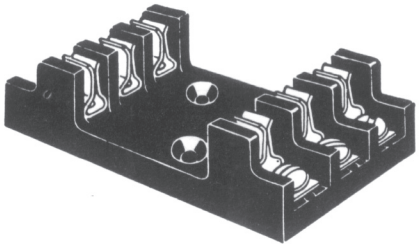
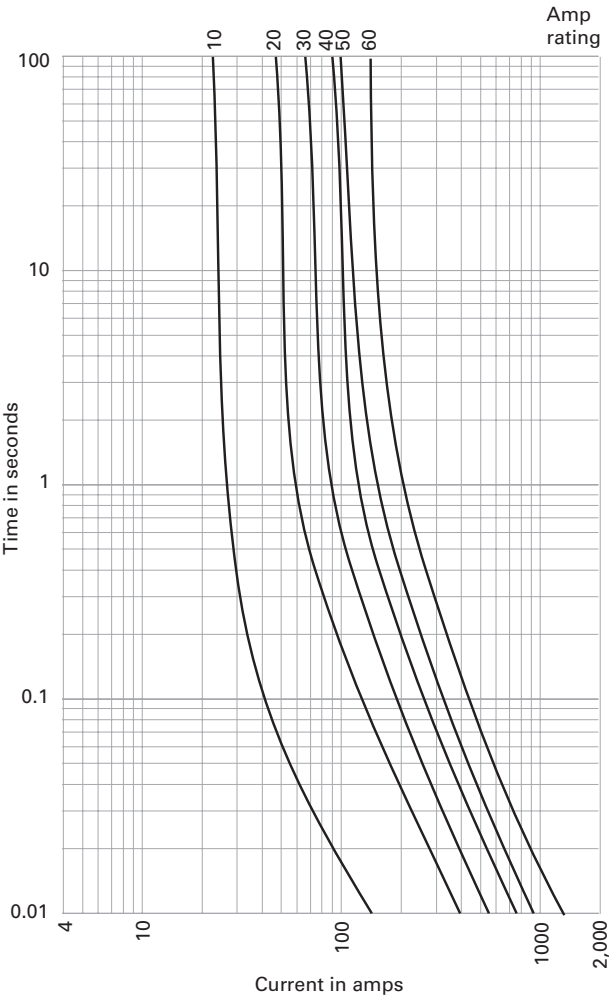
- The knife blade terminals on ACH limiters are silver-plated
- Limiters are made with a silicone body that assures reliable performance under severe conditions
- Designed to withstand exposure to moisture, fungus, salt spray, sand and dust, and mechanical vibration and shock

## Dimensions - in (mm):



Amp rating	A	B	C	D	E
2-30	1.97 (50.0)	0.062 (1.57)	0.48 (12.2)	1.32 (33.6)	0.98 (24.9)
35-60	2.22 (56.36)	0.094 (2.38)	0.55 (13.97)	1.45 (36.83)	1.10 (27.9)

Time-current curves—average melt



Recommended fuse blocks

Fuse amps	1-Pole	2-Pole	3-Pole
2-3	SFB1030-01	SFB1030-02	SFB1030-03
35-60	SFB1060-01	SFB1060-02	SFB1060-03

Fuse block base dimensions - in

Fuse amps	1-Pole	2-Pole	3-Pole
2-3	0.688 x 3.125	1.188 x 3.125	1.625 x 3.125
35-60	0.844 x 3.375	1.594 x 3.375	2.25 x 3.375

All fuse blocks have molded melamine base, the metal parts are silver-plated, and the clips are beryllium copper.

The only controlled copy of this data sheet is the electronic read-only version located on the Eaton network drive. All other copies of this document are by definition uncontrolled. This bulletin is intended to clearly present comprehensive product data and provide technical information that will help the end user with design applications. Eaton reserves the right, without notice, to change design or construction of any products and to discontinue or limit distribution of any products. Eaton also reserves the right to change or update, without notice, any technical information contained in this bulletin. Once a product has been selected, it should be tested by the user in all possible applications.

Eaton  
1000 Eaton Boulevard  
Cleveland, OH 44122  
United States  
Eaton.com  
  
Bussmann Division  
114 Old State Road  
Ellisville, MO 63021  
United States  
Eaton.com/bussmannseries

© 2016 Eaton  
All Rights Reserved  
Printed in USA  
Publication No. 1041 – BU-SB13990  
July 2016