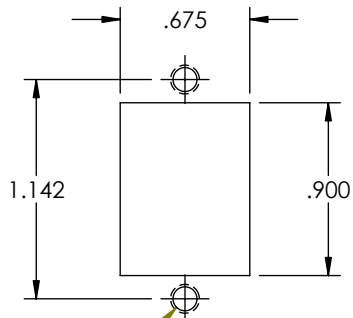
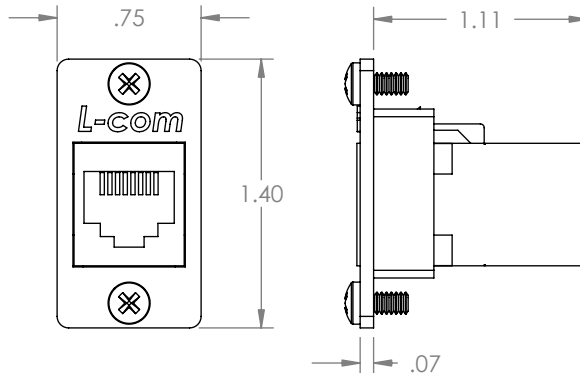


THE INFORMATION CONTAINED IN THIS DRAWING IS THE SOLE PROPERTY OF L-COM, INC. ANY REPRODUCTION IN PART OR WHOLE WITHOUT THE WRITTEN PERMISSION OF L-COM, INC. IS PROHIBITED.




2X 4-40 UNC-2B THRU

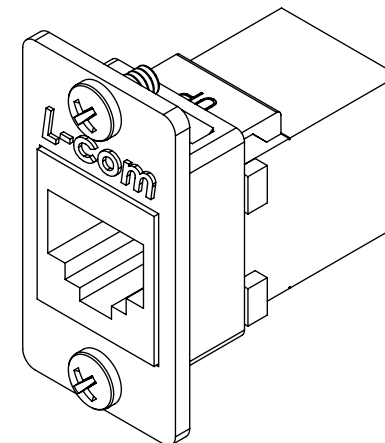
RECOMMENDED
PANEL OPENING



CAT 3 RJ45 COUPLER
(L-COM P/N: TDG1026KS-8P)



FLANGE MOUNTED KEYSTONE ADAPTOR



**KIT SHOWN FULLY ASSEMBLED FOR CLARITY
(KIT IS SHIPPED UN-ASSEMBLED)**

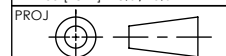
KIT INCLUDES:
1- SHIELDED COUPLER
1- FLANGE ADAPTOR
1- PACKAGE MOUNTING SCREWS (4-40x 1/4")

Component Specifications	
Material	
Flanged Adaptor	Zinc Alloy
Hardware	Stainless Steel
Finish	
Flanged Adaptor	Nickel Plate

CS-188

RoHS Compliant ✓

UNLESS OTHERWISE SPECIFIED,
DIMENSIONS ARE IN INCHES [mm]
TOLERANCES TO BE:
.X ±.1 [2.5] ANGLES ±2°
.XX ±.01 [.25]
.XXX ±.005 [.13]
OVERALL CABLE LENGTH TOL:
≤ 60 [1524] +3 [76.2] / -0
> 60 [1524] +5% / -0%



APPROVALS	DATE
DRAWN BY B.MAZEJKA	07/01/2003
CHECKED BY D.PARHAM	07/02/2003
APPROVED BY R.CARRICK	07/03/2003

CONFIGURATION DETAILS OF
UNDIMENSIONED FEATURES
MAY VARY

L-com
CONNECTIVITY
PRODUCTS

45 BEECHWOOD DRIVE
NORTH ANDOVER, MA
01845

CATEGORY	TELECOM/MODULUAR
PRODUCT DESCRIPTION	KIT PANEL COUPLER DELUXE CAT 3 SHLD RJ45

SIZE A	FSCM NO. 43321	DWG. NO. ECF504-SC3	REV. E
------------------	--------------------------	------------------------	------------------

SCALE: NONE | CAD FILE: ECF504-SC3.SLDDRW | SHEET 1 OF 1