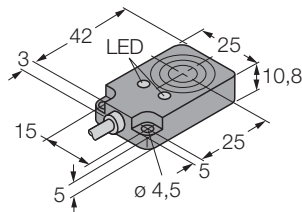


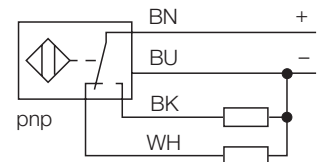
Inductive sensor

Bi8-Q10-VP6X2



- rectangular, height 10,8mm
- top active face
- plastic, PBT-GF30-V0
- 4-wire DC, 10...30 VDC
- SPDT, pnp output
- cable connection

Wiring diagram



Function principles

Inductive proximity switches are designed for wear-free non-contact detection of metal objects. For this they use a high-frequency electro-magnetic AC field that interacts with the target. With inductive sensors, this field is generated by an LC resonant circuit with a ferrite core coil.

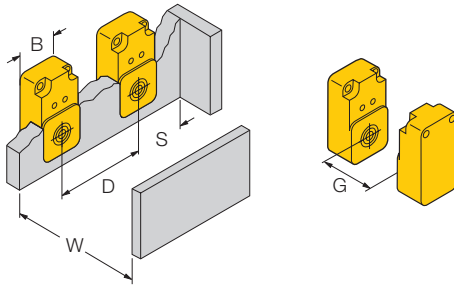
Type	Bi8-Q10-VP6X2
Ident-No.	4616401
Rated operating distance S_n	8 mm
Mounting mode	flush
Hysteresis (switching distance)	3... 15 %
Min. repeat accuracy	≤ 2 %
Temperature drift	≤ ± 10 %
Operating temperature	-25 ... + 70 °C
Rated operational voltage (DC) U_B	10... 30 VDC
Max. ripple	≤ 10 % U_{pp}
Rated operational current (DC) I_e	≤ 200 mA
No-load current I_0	≤ 15 mA
Max. OFF-state current	≤ 0,1 mA
Max. switching frequency	≤ 1 kHz
Rated insulation voltage	≤ 0,5 kV
Output function	4-wire, complementary, PNP
Short-circuit protection	yes, cyclic
Max. voltage drop at I_e	≤ 1,8 V
Wire breakage / reverse polarity protection	yes / complete
Housing style	rectangular; Q10
Dimensions	42 x 25 x 10,8 mm
Housing material	plastic, PBT-GF30-V0
Active face	plastic, PBT-GF30-V0
Wiring	cable
Cable	Ø 5,2, LifYY, PVC, 2 m
Cable cross section	4 x 0,25 mm ²
Vibration resistance	55 Hz (1 mm)
Shock resistance	30 x g (11 ms)
Degree of protection	IP67
Supply voltage indication	LED green
Switching status indication	LED yellow

Inductive sensor

Bi8-Q10-VP6X2

Mounting instructions	minimum gap
Gap D	2 x B
Gap W	3 x Sn
Gap S	1 x B
Gap G	6 x Sn

Width of active face B 25 mm



Inductive sensor**Bi8-Q10-VP6X2****Accessories**

Typ	Ident-No.	Description	Dimension drawing
MWQ08/Q10	6945007	mounting bracket; material VA 1.4301	