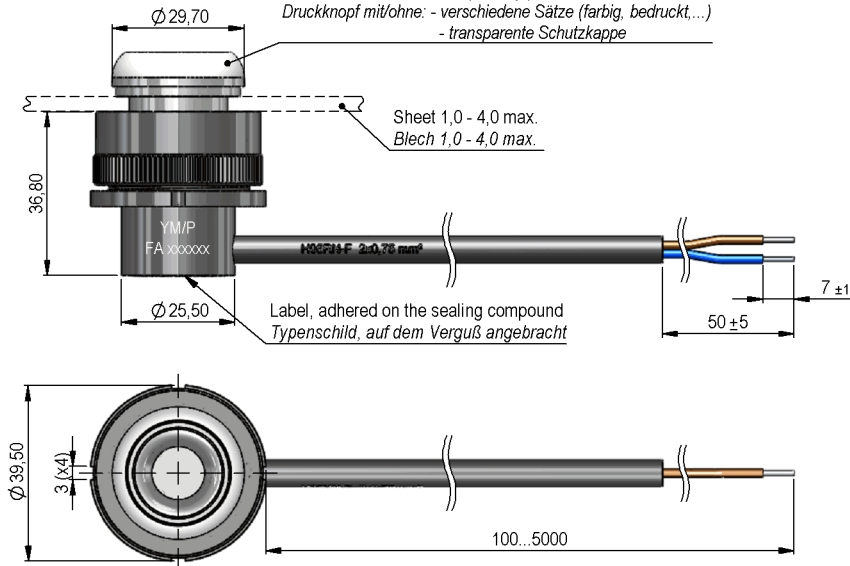


Dimensions mm[inch]




tolerances acc. to DIN ISO 2768-m
Toleranzen gem. DIN ISO 2768-m

Button with/without: - various insert plates (colour, print,...)
- transparency protective cover
Druckknopf mit/ohne: - verschiedene Sätze (farbig, bedruckt,...)
- transparente Schutzkappe



Isometric

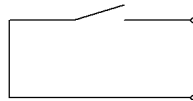
Scale 1:2
Maßstab 1:2



Cable

round cable H05RN-F 2x0,75 mm², black
Uo/U: 300/500, Ø 5,5 - 7,4 mm
colour of wires: brown and blue
Rundkabel H05RN-F 2x0,75 mm², schwarz
Uo/U: 300/500, Ø 5,5 - 7,4 mm
Aderfarben: braun und blau

Schematic



Marking

according to EN60062/factory code, Batch number (7 digit)
gem. EN60062/Fertigungsstätte, Fertigungsauftrag (7-stellig)
(abrasion-proofed) (Abriebefest)

Year	Month	
2008 = W	Jan = 1	Jul = 7
2009 = X	Feb = 2	Aug = 8
2010 = A	Mar = 3	Sep = 9
2011 = B	Apr = 4	Okt = 0
2012 = C	Mai = 5	Nov = N
2013 = D	Jun = 6	Dec = D
2014 = E		
2015 = F		



Terminals/Connector

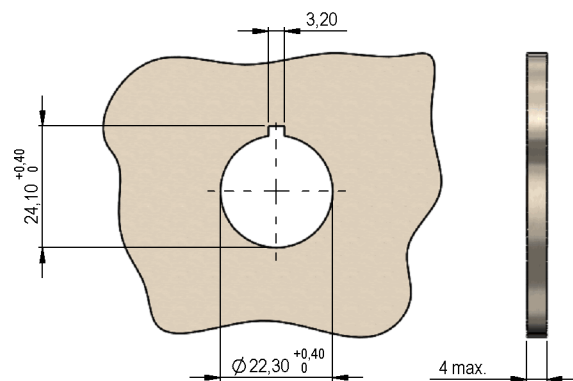
ends tinned
Enden verzinnt

Label

2:1



Drilling template



Modifications in the sense of technical progress are reserved

Designed at:	19.06.12	Designed by:	WKOVACS
Last Change at:	06.12.13	Last Change by:	WKOVACS

Approval at: 20.06.12 Approval by: AWEBER
Approval at: 09.12.13 Approval by: KOLBRICH

Version: 02



Europe: +49 / 7731 8399 0 | Email: info@meder.com
USA: +1 / 508 295 0771 | Email: salesusa@meder.com
Asia: +852 / 2955 1682 | Email: salesasia@meder.com

Item No.:
9250461504
Item:
MK25-1A46-5000W
MK25-1A46-BVxxxxx

Magnetic properties	Conditions	Min	Typ	Max	Unit
Test equipment		PV 057			

Contact data 46	Conditions	Min	Typ	Max	Unit
Contact-form		A			
Contact rating	combination of switching voltage and current not to exceed their individual max.'s			10	W
Switching voltage	DC or Peak AC			100	V
Switching current	DC or Peak AC			0,5	A
Carry current	DC or Peak AC			1	A
Contact resistance static	Measured with 40% overdrive Start Value			150	mOhm
Insulation resistance	RH <45 %, 100 V test voltage	1.000			GOhm
Breakdown voltage	according to EN 60255-5	225			VDC
Operate time incl. bounce	measured with 40% overdrive			0,7	ms
Release time	measured with no coil excitation			0,1	ms
Capacity	@ 10 kHz across open switch		0,3		pF

Special Product Data	Conditions	Min	Typ	Max	Unit
Sensor-resistance	measured with 40% overdrive				mOhm
Housing material		PA 6, Typ MIRAMID VE, black 811,			
Housing material		Producer: Leuna			
Sealing compound		1. Elastosil RT K, Wacker-Chemie GmbH, Wacker-Silicon			
Sealing compound		Hans Seidel Platz 4, D-81737 München,			
Sealing compound		Vulcanising of two components silicon-cautchucs,			
Sealing compound		colour lightgrey, vulcanisation adding of cross linking Hard			
Sealing compound		Mixing: Elastosil/Hardener T 50:1, handling time 90 min.,			
Sealing compound		vulcanisation time: 7-8 h (non-adhesive) or			
Sealing compound		Elastosil/Harder T 25:1, handling time 30 min.,			
Sealing compound		vulcanisation time 3-4 h (non-adhesive)			
Sealing compound		2. Polyurethan PU 570, Wevo-Chemie GmbH,			
Sealing compound		Mergenthalerstr.13, D-73760 Ostfildern-Kemnat			
Sealing compound		colour dark grey, useful temperature range: -40 to 130°C			
Sealing compound		Mixing: PU 570/Harder 300 in 5:1 ratio by weght.			

Environmental data	Conditions	Min	Typ	Max	Unit
Shock	1/2 sine, duration 11ms, in 3 axis			50	g
Vibration	from 10 - 2000 Hz			35	g
Operating temperature		-40		60	°C
Storage temperature		-40		60	°C

Cable specification	Conditions	Min	Typ	Max	Unit
Cable type		oil resistent round cable H05RN-F, black,			
Cable type		2x0,75 mm², Uo / U : 300/500			
Cable type		colour of wires: brown and blue			

Modifications in the sense of technical progress are reserved

Designed at: 19.06.12 Designed by: WKOVACS
Last Change at: 06.12.13 Last Change by: WKOVACS

Approval at: 20.06.12 Approval by: AWEBER
Approval at: 09.12.13 Approval by: KOLBRICH

Version: 02