



FCIconnect.com

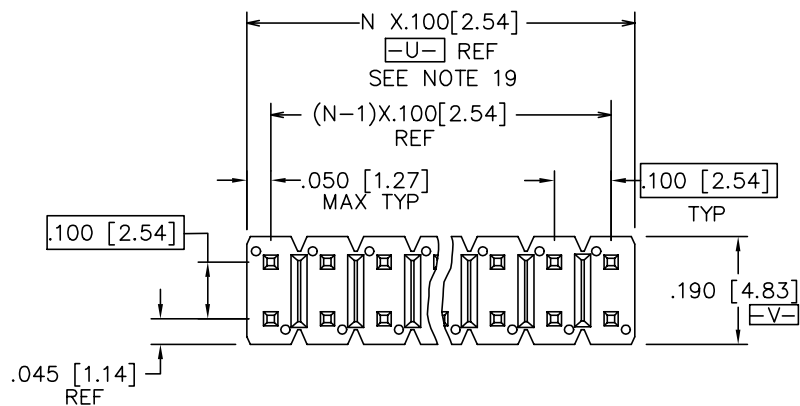
Copyright FCI

PRODUCT NUMBER
XXXXX-YYYHPLF

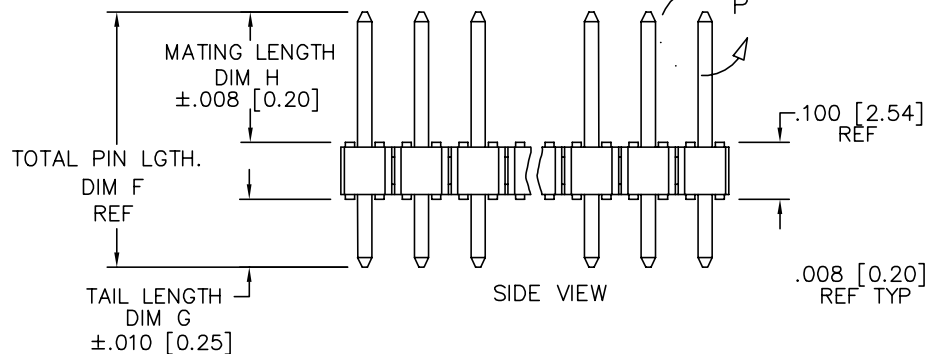
- LEAD FREE OPTION
SEE NOTE 1,13
- SPECIAL OPTIONS
SEE NOTE 1 OR 10
- HIGH TEMPERATURE PLASTIC
SEE NOTE 1
- NO OF
POSITIONS
SEE NOTE 1
- PIN PLATING
SEE SHEET 2
- BASE PART NO.

67996-X XX-XXX XXX LF

- TAIL LENGTH (EXAMPLE BELOW)
3.0mm=030 12.8mm=128
(SEE NOTE 16 & 17)
- MATING LENGTH (EXAMPLE BELOW)
5.0mm=050 25.5mm=255
(SEE NOTE 16 & 17)
- TOTAL NUMBER OF POSITIONS
FROM 2 (2X1) THRU 72 (2X36) POS.
- PIN PLATING (SEE NOTE 14)
1=0.76µm Au
4= PURE TIN
8=0.36µm Au
- BASE PART NO.
DOUBLE ROW

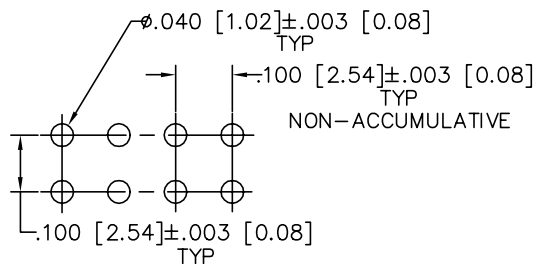


TOP VIEW

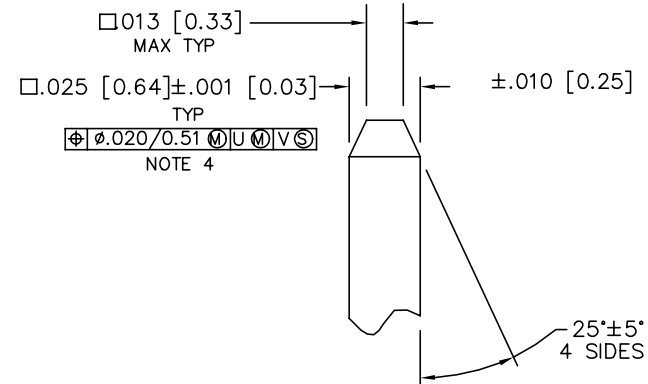


SIDE VIEW



END VIEW



RECOMMENDED HOLE PATTERN



DETAIL P
SCALE 5:1
TYP BOTH ENDS

mat'l. code				surface		tolerance		projection		product family			
NOTE 2 & 3				ISO 1302 ✓		ISO 406 ISO 1101				BERGSTIK			
ltr	ecn no	dr	date	tolerances unless otherwise specified				INCH/MM		title BERGSTIK II HEADER D/R .100/2.54cc STRAIGHT			
DF	N11-0180	J.Z	2011-05-31	angles	linear	.XX±.01/.X±.3							
DG	ELX-N-13471	J.Z	2011-11-16			.XXX±.005/.XX±.13		scale 2:1		dwg no 67996			
DH	ELX-N-16105	ZK	2013-10-22	0°±2'		.XXX±.0020/.XXX±.051							
				dr	T.BREWBAKER	12/21/94				sheet 1 of 8			
				enrg	T.HANNA	12/21/94							
				chr	J.MURPHY	12/21/94				A3			
				appd	T.HANNA	12/21/94							
sheet index	revision sheet	DH	...	DH									
		1	...	8									

PIN PLATING CODES:	
XXXX-1YY	30u"/0.76u MIN (SEE NOTE 14) OVER 50u"/1.27u MIN Ni
XXXX-2YY	15u"/0.38u MIN (SEE NOTE 14) OVER 50u"/1.27u MIN Ni
XXXX-3YY	50u"/1.27u MIN (SEE NOTE 14) OVER 50u"/1.27u MIN Ni
XXXX-4YY	100u"/2.54u MIN Sn OVER 50u"/1.27u MIN Ni (SEE NOTE 15)
XXXX-4YYHLF	
XXXX-5YY	15u"/0.38u MIN (SEE NOTE 14) OVER 50u"/1.27u MIN Ni
XXXX-6YY	30u"/0.76u MIN (SEE NOTE 14) OVER 50u"/1.27u MIN Ni
XXXX-7YY	30u"/0.76u MIN (SEE NOTE 14) OVER 50u"/1.27u MIN Ni
XXXX-8YY	15u"/0.38u MIN (SEE NOTE 14) OVER 50u"/1.27u MIN Ni
XXXX-9YY	15u"/0.38u MIN (SEE NOTE 14) OVER 50u"/1.27u MIN Ni
XXXX-0YY	30u"/0.76u MIN (SEE NOTE 14) OVER 50u"/1.27u MIN Ni

NOTES

1. PART NUMBER OPTIONS:
PIN PLATING CODES (SEE ABOVE)


HIGH TEMPERATURE MATERIAL:

PART NUMBERS WITH AND WITHOUT "H" WILL BE SUPPLIED WITH HIGH TEMPERATURE PLASTIC.

NUMBER OF POSITIONS :

EVEN NUMBER OF POSITIONS FROM 2 (2X1) THROUGH 72 (2X36).
-X00H INDICATES BERGSTRIIP PRODUCT. SEE PAGE 3
FOR SPECIAL GEOMETRY OF THIS CONTINUOUS STRIP PRODUCT.
AUTOMATED REELS WILL CONTAIN 45,000 PINS.
SEE SPECIFIC PART NUMBERS FOR AVAILABILITY.

PACKAGING:

PACKAGED IN POLY BAGS.
EIGHT DIGIT PART NUMBERS FOLLOWED BY A "T" ARE PACKAGED
IN TUBES. SEE SPECIFIC PART NUMBERS FOR AVAILABILITY.
EIGHT DIGIT PART NUMBERS FOLLOWED BY A "G" ARE PACKAGED
IN GPAX FOR IBM ONLY. SEE SPECIFIC PART NUMBERS FOR AVAILABILITY.
PART NUMBERS FOLLOWED BY A "C" ARE PACKAGED IN TUBES
WITH A PICKUP CAP APPLIED.
EIGHT DIGIT PART NUMBERS FOLLOWED BY A "A" ARE PACKAGED 
IN TAPE/REEL WITH PICKUP CAP P/N 95730-003 APPLIED, PER BUS-14-345.

LEAD FREE:

ADD "HLF" SUFFIX AT THE END OF PART NUMBER FOR LEAD FREE
OPTION, NOT AVAILABLE FOR -5YY,-5YYH, -6YY & -6YYH

2. BODY MATERIAL:

BODY MATERIAL : MANUFACTURER'S OPTION OF NYLON, PCT GLASS FIBER
REINFORCED OR MINERAL FILLED LCP FLAME RETARDENT PER UL-94V-0.
COLOR: BLACK

BERGSTRIIP™ PRODUCED WITH HIGH TEMPERATURE LCP
THERMOPLASTIC, FLAME RETARDENT PER UL-94V-0.
COLOR: BLACK

PART NUMBERS WITH "H" AND WITHOUT SUFFIX WILL WITHSTAND EXPOSURE
TO 260° C PEAK TEMPERATURE FOR 20 SECONDS IN
WAVE SOLDER, INFRA-RED OR VAPOR PHASE SOLDER PROCESS.

3. PIN MATERIAL: PHOS BRONZE.

4. MEASURED WITH PART IN RESTRAINED CONDITION.

5. TWO SIDES OF PIN TIPS NOT PLATED. TYPICAL BOTH ENDS.

6. 2LBS/0.9KG MIN PIN RETENTION IN EITHER DIRECTION.

7. MILITARY BERGSTIK HEADER
P/N XXXXX-XY-MIL
NOT AVAILABLE.

8. ±.010/0.25 TOL APPLIES TO ALL "G" TAILS EXCEPT
INDICATED PARTS ON TABLE WHERE +.010/0.25 -.000/0.00
APPLIES.

9. NOTCH CONFIGURATION WILL VARY PER VENDOR'S DISCRETION.

10. BERGSTRIIP™ PART NUMBERS FOLLOWED BY
BY A "B" ARE BULK PRICED.

11. TAIL LENGTH (DIM. G) TO BE ±.008/.020.

12. POSITIONS PER ROW 37 TO 50 CAN BE PRODUCED,
BUT FLATNESS AND CURVATURE MAY NOT BE
HELD AS CLOSE AS 36 POSITIONS.

13. THESE PRODUCTS MEETS EUROPEAN UNION DIRECTIVES AND OTHER
COUNTRY REGULATION AS DESCRIBED IN GS-22-008.

14. PLATING OPTIONS:
PERFORMANCE PLATING WILL BE EITHER GOLD OR GXT ON POST OR TAIL,
OPTIONALLY (78~295u"/2~7.5u) TIN ON TAIL.



15. "THIS PRODUCT HAS 100% TIN PLATING IN THE INTERFACE AND
HAS NOT BEEN TESTED FOR WHISKER GROWTH IN ALL INTERCONNECT
ENVIRONMENTS."

16. THE OAL DON'T EXCEED 34.5mm

17. INCREMENTS BY 0.1mm IN LENGTHS ONLY

18. FOR SPECIAL PACKAGING REQUEST PLEASE CONTACT PRODUCT MANAGER FOR AVAILABILITY

19. TO DETERMINE DIMENSIONS:
N=NUMBER OF POSITION PER ROW
EXAMPLE: 10 POS. N X .100/2.54

mat'l. code				surface		tolerance		projection		product family					
NOTE 2 & 3				ISO 1302 ✓		ISO 406 ISO 1101				BERGSTIK					
ltr	ecn	no	dr	date		tolerances unless otherwise specified				title					
DG						angles	linear	XX±01/XX±3		INCH/MM		BERGSTIK II HEADER D/R .100/2.54cc STRAIGHT			
						0°±2°		XXX±0.005/XXX±.13							
								XXXX±0020/XXX±.05							
						dr	T.BREWBAKER	12/21/94				dwg no		sheet 2 of 8	size
						enrg	T.HANNA	12/21/94				67996		A3	
						chr	J.MURPHY	12/21/94							
						appd	T.HANNA	12/21/94							
sheet index		revision sheet													

Copyright FCI



FCIconnect.com

A

B

C

D

form: A3

1

2

3

4

5

6

1

2

3

4

5

6

1

2

3

4

5

6

1

2

3

4

5

6

1

2

3

4

5

6

1

2

3

4

5

6

1

2

3

4

5

6

1

2

3

4

5

6

1

2

3

4

5

6

1

2

3

4

5

6

1

2

3

4

5

6

1

2

3

4

5

6

1

2

3

4

5

6

1

2

3

4

5

6

1

2

3

4

5

6

1

2

3

4

5

6

1

2

3

4

5

6

1

2

3

4

5

6

1

2

3

4

5

6

1

2

3

4

5

6

1

2

3

4

5

6

1

2

3

4

5

6

1

2

3

4

5

6

1

2

3

4

5

6

1

2

3

4

5

6

1

2

3

4

5

6

1

2

3

4

5

6

1

2

3

4

5

6

1

2

3

4

5

6

1

2

3

4

5

6

1

2

3

4

5

6

1

2

3

4

5

6

1

2

3

4

5

6

1

2

3

4

5

6

1

2

3

4

5

6

1

2

3

4

5

6

1

2

3

4

5

6

1

2

3

4

5

6

1

2

3

4

5

6

1

2

3

4

5

6

1

2

3

4

5

6

1

2

3

4

5

6

1

2

3

4

5

6

1

2

3

4

5

6

1

2

3

4

5

6

1

2

3

4

5

6

1

2

3

4

5

6

1

2

3

4

5

6

1

2

3

4

5

6

1

2

3

4

5

6

1

2

3

4

5

6

1

2

3

4

5

6

1

2

3

4

5

6

1

2

3

4

5

6

1

2

3

4

5

6

1

2

3

4

5

6

1

2

3

4

5

6

1

2

3

4

5

6

1

2

3

4

5

6

1

2

3

4

5

6

1

2

3

4

5

6

1

2

3

4

5

6

1

2

3

4

5

6

1

2

3

4

5

6

1

2

3

4

5

6

1

2

3

4

5

6

1

2

3

4

5

6

1

2

3

4

5

6

1

2

3

4

5

6

1

2

3

4

1				2		3				4		5		6		
PRODUCT NUMBER	TOT. PIN LGTH.	TAIL LENGTH		MATING LENGTH						BERGSTRIPTM	LF OPTION					
	DIM F	DIM F	DIM G	DIM G	DIM H	DIM H	PACKAGING	NOTES	AVAILABLE							
	ENGLISH	METRIC	ENGLISH	METRIC	ENGLISH	METRIC										
69132-XY	0.760	19.30	0.120	3.05	0.540	13.72	POLY BAGS/TUBES	---	---	NO	OB NOTE 1,13					
69133-XY	0.615	15.62	0.285	7.24	0.230	5.84	POLY BAGS	-	NO							
69157-XY	0.410	10.41	0.110	2.79	0.200	5.08	POLY BAGS	-	NO							
71217-XYH	1.000	25.40	0.450	11.43	0.450	11.43	POLY BAGS	---	---	NO						OB
71222-XYH	0.850	21.59	0.250	6.35	0.500	12.70	POLY BAGS	---	---	NO						OB
72273-XYH	0.725	18.42	0.110	2.79	0.515	13.08	POLY BAGS	---	---	NO						OB
72448-XYH	0.658	16.71	0.172	4.37	0.386	9.80	POLY BAGS	---	---	NO						OB
72455-XYH	0.598	15.19	0.180	4.57	0.318	8.08	POLY BAGS	---	---	NO						OB
72455-632HG	0.598	15.19	0.180	4.57	0.318	8.08	GPAX	NOTE 1	NO	OB						
73503-XYH	0.420	10.67	0.120	3.05	0.200	5.08	POLY BAGS	---	---	NO						OB
73596-XYH	0.795	20.19	0.110	2.79	0.585	14.86	POLY BAGS	---	---	NO	OB					
74317-XYH	0.532	13.51	0.309	7.85	0.123	3.12	POLY BAGS	NOTE 11	---	NO	OB					
74318-XYH	0.592	15.04	0.369	9.37	0.123	3.12	POLY BAGS	NOTE 11	---	NO	OB					
74999-XYH	0.508	12.90	0.090	2.29	0.318	8.08	POLY BAGS	---	---	NO	OB					
78212-XY	0.710	18.03	0.350	8.89	0.260	6.60	POLY BAGS	---	---	NO	OB					
78233-XY	0.568	14.43	0.150	3.81	0.318	8.08	POLY BAGS	-	NO							
78269-XY	0.385	9.78	0.095	2.41	0.190	4.83	POLY BAGS	---	---	NO	OB					
78286-XY	0.500	12.70	0.160	4.06	0.240	6.10	POLY BAGS/TUBES	---	---	NO	OB					
78932-XY	UNAVAILABLE		UNAVAILABLE		UNAVAILABLE				-	-						
78933-XY	0.695	17.65	0.285	7.24	0.310	7.87	POLY BAGS	---	---	NO	OB					
78988-XY	0.540	13.72	0.135	3.43	0.305	7.75	POLY BAGS	---	---	NO	OB					
78989-XY	UNAVAILABLE		UNAVAILABLE		UNAVAILABLE				-	-						
78990-XY	UNAVAILABLE		UNAVAILABLE		UNAVAILABLE				-	-						
78991-XY	UNAVAILABLE		UNAVAILABLE		UNAVAILABLE				-	-						
78992-XY	UNAVAILABLE		UNAVAILABLE		UNAVAILABLE				-	-						
78993-XY	UNAVAILABLE		UNAVAILABLE		UNAVAILABLE				-	-						
78994-XY	UNAVAILABLE		UNAVAILABLE		UNAVAILABLE				-	-	NOTE 1,13					

mat'l. code				surface		tolerance		projection		product family			
NOTE 2 & 3				ISO 1302		ISO 406		FIRST ANGLE		BERGSTIK			
ltr		ecn no		dr		date		tolerances unless otherwise specified		title			
DH								linear		BERGSTIK II HEADER D/R			
								0'±2"		.100/2.54cc STRAIGHT			
								dr		T.BREWBAKER		12/21/94	
								enr		T.HANNA		12/21/94	
								chr		J.MURPHY		12/21/94	
								app		T.HANNA		12/21/94	
sheet index		revision sheet											

type		Product		Customer		Drawing	
67996		A3					

PRODUCT NUMBER	TOT. PIN LGTH.		TAIL LENGTH		MATING LENGTH		PACKAGING	NOTES	BERGSTRIPTM AVAILABLE	LF OPTION
	DIM F	DIM F	DIM G	DIM G	DIM H	DIM H				
	ENGLISH	METRIC	ENGLISH	METRIC	ENGLISH	METRIC				
78995-YYY	UNAVAILABLE		UNAVAILABLE		UNAVAILABLE			-	-	NOTE 1,13
78996-YYY	UNAVAILABLE		UNAVAILABLE		UNAVAILABLE			-	-	
79242-YYY	0.930	23.62	0.340	8.64	0.490	12.45	POLY BAGS	-	NO	OB
79243-YYY	1.230	31.24	0.390	9.91	0.740	18.80	POLY BAGS	-	NO	OB
79244-YYY	UNAVAILABLE		UNAVAILABLE		UNAVAILABLE			-	-	
79268-YYY	1.020	25.91	0.120	3.05	0.800	20.32	POLY BAGS	-	NO	OB
79271-YYY	1.100	27.94	0.500	12.70	0.500	12.70	POLY BAGS	-	NO	OB
79425-YYY	0.410	10.41	0.120	3.05	0.190	4.83	POLY BAGS	-	NO	
79821-YYY	0.730	18.54	0.200	5.08	0.430	10.92	POLY BAGS	-	NO	
84610-YYYH	0.380	9.65	0.120	3.05	0.160	4.06	POLY BAGS	-	NO	OB
84760-YYYH	0.870	22.09	0.150	3.81	0.620	15.74	POLY BAGS	-	NO	OB
84784-YYYH	1.130	28.70	0.122	3.09	0.908	23.06	POLY BAGS	-	NO	OB
84934-YYYH	1.375	34.93	0.625	15.88	0.650	16.51	POLY BAGS	-	NO	OB
84976-YYYH	0.730	18.54	0.400	10.16	0.230	5.84	POLY BAGS	-	NO	OB
86503-YYY	0.470	11.94	0.120	3.05	0.250	6.35	POLY BAGS	-	NO	
86581-YYY	0.450	11.43	0.120	3.05	0.230	5.84	POLY BAGS	NOTE 8	NO	OB
86817-YYY	0.925	23.50	0.120	3.05	0.705	17.91	POLY BAGS	-	NO	OB
86827-YYY	0.700	17.78	0.120	3.05	0.480	12.19	POLY BAGS	-	NO	OB
86832-YYY	0.525	13.34	0.100	2.54	0.325	8.26	POLY BAGS	-	NO	
86834-YYY	1.335	33.91	0.585	14.86	0.650	16.51	POLY BAGS	-	NO	OB
86836-YYY	0.870	22.10	0.120	3.05	0.650	16.51	POLY BAGS	-	NO	OB
86837-YYY	0.600	15.24	0.120	3.05	0.380	9.65	POLY BAGS	-	NO	
87037-YYY	1.240	31.50	0.120	3.05	1.020	25.91	POLY BAGS	-	NO	OB
87052-YYY	0.990	25.15	0.120	3.05	0.770	19.56	POLY BAGS	-	NO	
87203-YYY	0.545	13.84	0.150	3.81	0.295	7.49	POLY BAGS	-	NO	
87344-YYY	1.375	34.93	0.219	5.56	1.056	26.82	POLY BAGS	-	NO	OB

NOTE 1,13

[illegible]

Mouser Electronics

Authorized Distributor

Click to View Pricing, Inventory, Delivery & Lifecycle Information:

FCI:

[69157-472](#)