THIS DRAWING IS UNPUBLISHED. RELEASED FOR PUBLICATION -,- .
© COPYRIGHT - By - ALL RIGHTS RESERVED.

LOC	DIST
FT	0

REVISIONS

P	LTR	DESCRIPTION	DATE	DWN	APVD
	D1	REVISED PER ECO-11-004917	11MAR11	RK	HMR

MATERIAL:
HOUSING: THERMOPLASTIC, UL94V-0, BLACK.
TERMINALS: BRIGHT TIN OVER COPPER ALLOY.
SCREWS: #6-32 STEEL, ZINC PLATING W/ CLEAR CHROMATE. (EXCEPT WHERE NOTED)

ELECTRICAL:
RATED CURRENT UL/CSA:
CLASS C: 20A, 300V
CLASS D: 5A, 600V
WIRE RANGE: 12-22 AWG

MECHANICAL:
RECOMMENDED TORQUE: 7 IN-LB
OPERATING TEMP.: 105°C MAX.

2 SCREWS ARE BRASS.

3 .250 X .032 QC TABS.

4 SCREWS ARE STAINLESS STEEL.

5 PRELIMINARY PART NUMBER.

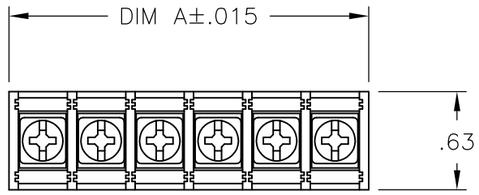



1776364-4
1776364-5
1776364-6
1776364-7

1-796985-1

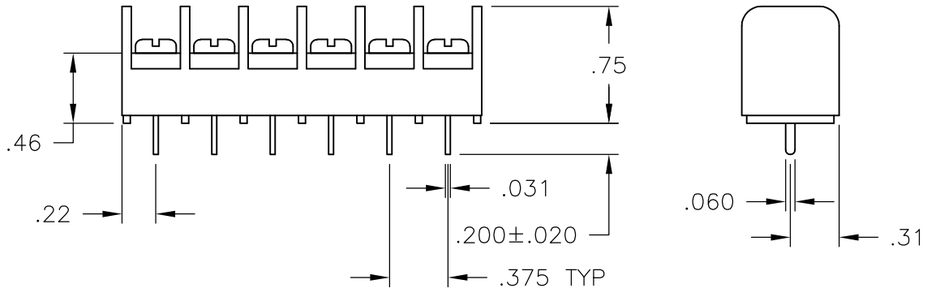

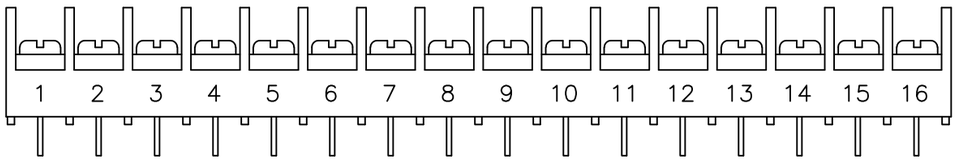

9-796985-8

	DIM. "A" REF.	NO. OF POS.	CATALOG PART NO.	PART NO.
2	9.436	25	JC6-P105-25	1776346-1
	9.436	25	JC6-P107-25	8-796985-7
	9.061	24	JC6-P107-24	8-796985-6
	8.686	23	JC6-P107-23	8-796985-5
	8.311	22	JC6-P107-22	8-796985-4
	7.936	21	JC6-P107-21	8-796985-3
	7.561	20	JC6-P107-20	5-1437666-5
	7.186	19	JC6-P107-19	8-796985-2
	6.811	18	JC6-P107-18	8-796985-1
	6.436	17	JC6-P107-17	8-796985-0
SEE FIGURE	6.061	16	JC6-P107-16-502	9-796985-8
	6.061	16	JC6-P107-16	1-1437665-9
	5.686	15	JC6-P107-15	7-796985-9
	5.311	14	JC6-P107-14	1-1437665-8
	4.936	13	JC6-P107-13	1-1437665-7
2	4.561	12	JC6-P105-12-165	3-796985-9
2	4.561	12	JC6-P105-12	3-796985-8
	4.561	12	JC6-P107-12	1-1437665-6
5	4.186	11	JC6-P107-11-241	1776346-7
	4.186	11	JC6-P107-11	1-1437665-5
	3.811	10	JC6-P107-10	1-1437665-4
5	3.436	9	JC6-P107-09-240	1776346-6
	3.436	9	JC6-P107-09	1-1437665-3
5	3.061	8	JC6-P107-08-239	1776346-5
	3.061	8	JC6-P107-08	1-1437665-2
	2.686	7	JC6-P107-07	1-1437665-1
4	2.311	6	JC6-P107-06-220	1776346-2
3	2.311	6	JC6-P107-06-166	1-796985-1
	2.311	6	JC6-P107-06	1-1437665-0
5	1.936	5	JC6-P107-05-238	1776346-4
	1.936	5	JC6-P107-05	1437665-9
	1.561	4	JC6-P107-04	1437665-7
	1.186	3	JC6-P107-03	1437665-6
	.811	2	JC6-P107-02	1437665-5

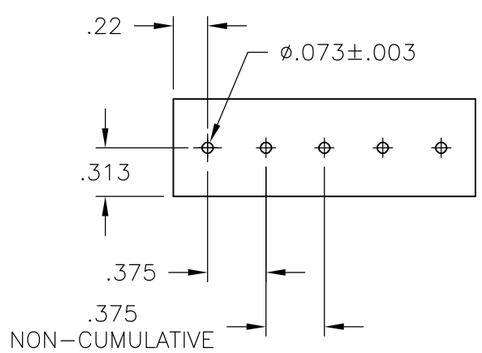

RECOMMENDED PCB LAYOUT

THIS DRAWING IS A CONTROLLED DOCUMENT.

DIMENSIONS: INCHES

TOLERANCES UNLESS OTHERWISE SPECIFIED:
0 PLC ± -
1 PLC ± -
2 PLC ± .01
3 PLC ± .005
4 PLC ± -
ANGLES ± -

MATERIAL -
FINISH -

DWN S SCHLEGEL 5/7/03
CHK S. YODER 5/7/03
APVD S. YODER 5/7/03
PRODUCT SPEC —
APPLICATION SPEC —
WEIGHT —

TE Connectivity

NAME JC6-P107-XX ASSEMBLY

SIZE	CAGE CODE	DRAWING NO	RESTRICTED TO
A3	00779	C-1437665-5	—

CUSTOMER DRAWING | SCALE NTS | SHEET 1 OF 1 | REV D1

Mouser Electronics

Authorized Distributor

Click to View Pricing, Inventory, Delivery & Lifecycle Information:

TE Connectivity:

JC6-P107-13 JC6-P105-12 JC6-P107-09 JC6-P107-06-166