



BAS40WT/-04/-05/-06

Features

- Pow Dissipation PD=200mW Tamb=25°C
- Forward Current I_F=200mA
- Breakdown Voltage VBR=40V
- Epoxy meets UL 94 V-0 flammability rating
- Moisture Sensitivity Level 1

Maximum Ratings

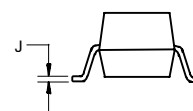
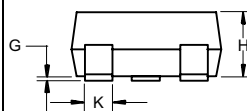
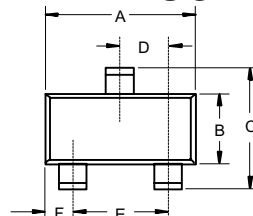
- Operating Temperature: -55°C to +150°C
- Storage Temperature: -55°C to +150°C

Electrical Characteristics @ 25°C Unless Otherwise Specified

Reverse Breakdown Voltage	V _{(BR)R}	40V	I _R =10μA
Maximum Instantaneous Forward Voltage	V _F	380mV 1000mV	I _{FM} = 1mA; I _{FM} = 40mA;
Maximum DC Reverse Current At Rated DC Blocking Voltage	I _R	1uA	V _R =30Volts
Typical Junction Capacitance	C _D	5pF	Measured at 1.0MHz, V _R =0V
Reverse Recovery Time	T _{rr}	5nS	I _F =10mA through I _R =10mA to I _R =1mA

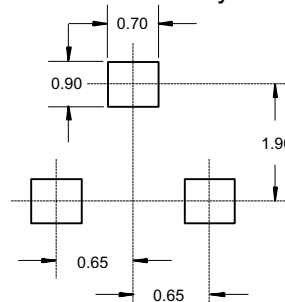
200mW 40Volt Plastic-Encapsulate Diode

SOT-323

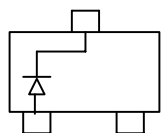
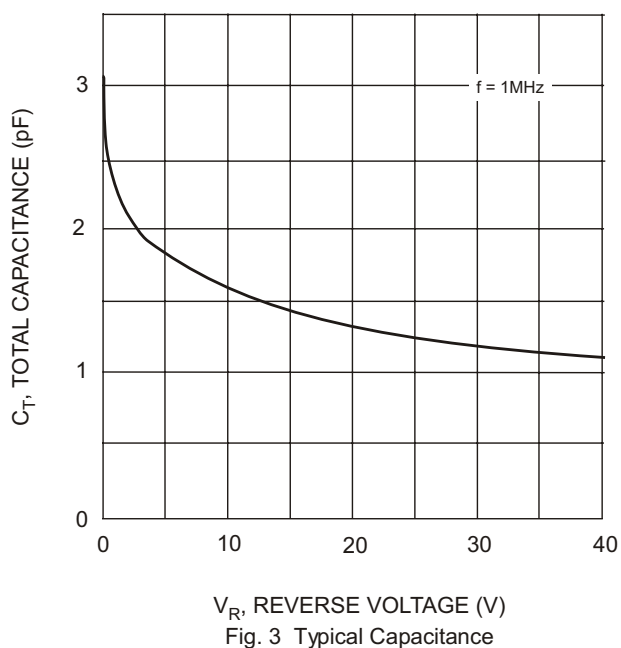
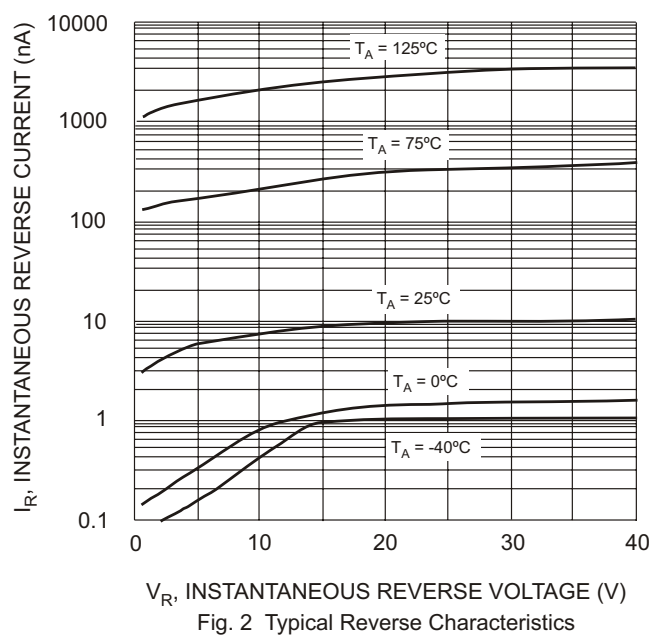
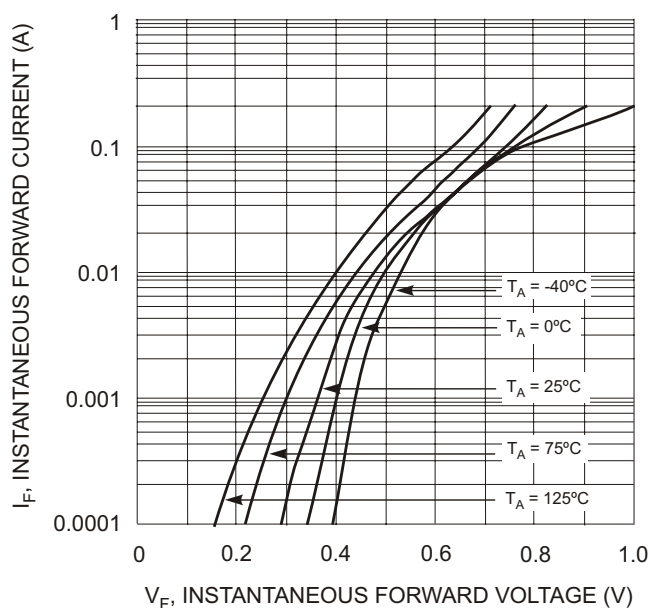


DIM	INCHES		MM		NOTE
	MIN	MAX	MIN	MAX	
A	.071	.087	1.80	2.20	
B	.045	.053	1.15	1.35	
C	.079	.087	2.00	2.20	
D	.026 Nominal		0.65Nominal		
E	.047	.055	1.20	1.40	
F	.012	.016	.30	.40	
G	.000	.004	.000	.100	
H	.035	.039	.90	1.00	
J	.004	.010	.100	.250	
K	.012	.016	.30	.40	

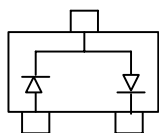
Suggested Solder Pad Layout



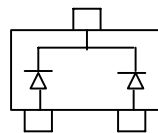
BAS40WT



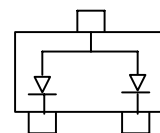
BAS40WT Marking:43/K43/S40



BAS40WT-04 Marking:44/K44/S42



BAS40WT-05 Marking:45/K45/S43



BAS40WT-06 Marking:46/K46/S44

Ordering Information :

Device	Packing
Part Number-TP	Tape&Reel: 3Kpcs/Reel

IMPORTANT NOTICE

Micro Commercial Components Corp. reserves the right to make changes without further notice to any product herein to make corrections, modifications , enhancements , improvements , or other changes . **Micro Commercial Components Corp .** does not assume any liability arising out of the application or use of any product described herein; neither does it convey any license under its patent rights ,nor the rights of others . The user of products in such applications shall assume all risks of such use and will agree to hold **Micro Commercial Components Corp .** and all the companies whose products are represented on our website, harmless against all damages.

LIFE SUPPORT

MCC's products are not authorized for use as critical components in life support devices or systems without the express written approval of Micro Commercial Components Corporation.

CUSTOMER AWARENESS

Counterfeiting of semiconductor parts is a growing problem in the industry. Micro Commercial Components (MCC) is taking strong measures to protect ourselves and our customers from the proliferation of counterfeit parts. MCC strongly encourages customers to purchase MCC parts either directly from MCC or from Authorized MCC Distributors who are listed by country on our web page cited below. Products customers buy either from MCC directly or from Authorized MCC Distributors are genuine parts, have full traceability, meet MCC's quality standards for handling and storage. **MCC will not provide any warranty coverage or other assistance for parts bought from Unauthorized Sources.** MCC is committed to combat this global problem and encourage our customers to do their part in stopping this practice by buying direct or from authorized distributors.

Mouser Electronics

Authorized Distributor

Click to View Pricing, Inventory, Delivery & Lifecycle Information:

[Micro Commercial Components \(MCC\):](#)

[BAS40WT-T](#) [BAS40WT-TP](#)