



Commercial CCS-18

High Power DC-8 GHz Multi - Throw Switch

SP7T and SP8T versions only

Normally Open

The CCS-18 Switch is a broadband multi-position coaxial switch designed to switch RF signals from one input port to any one of 3 through 8 output ports. It is readily adapted to any 50 Ohms transmission line system. The standard actuator gives individual solenoid control of each position and when de-energized, all positions are open. Standard actuator voltage is 28 VDC. The primary advantage of this switch over the miniature versions shown on previous pages is the higher power handling capability.

Specifications

RF Contacts:

Break before make

Actuator

Voltage (VDC) 20°C	12	15	28
Current (mA)	600	480	270

Switching Time:

20 msec max

Connectors:

SMA (f), TNC(f), N Type (f)

Weight:

14 oz. max (8 Position)

Temperature Range:

-25°C to +65°C (Operating)

Shock:

MIL-STD-202 Method 213, Condition D (500G Non Operating)

Vibration:

MIL-STD-202 Method 214, Condition D (10G RMS Non Operating)

Humidity:

Moisture Seal Available

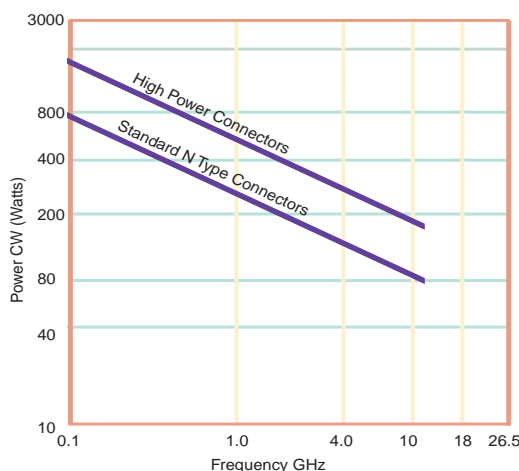
MTBF:

4.6 Million Hours (MIL-HDBK-217F Fixed, 25°C, <1 Cycle per hour)

SP3T to SP3T

SP3T to SP6T version available. See additional datasheets

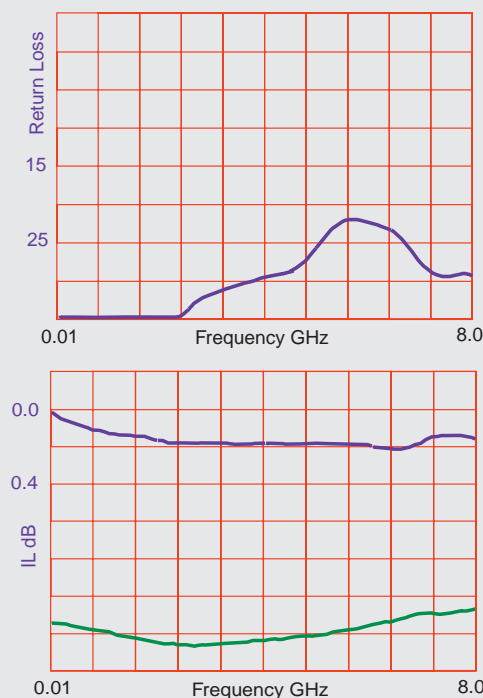
RF Power Handling



Specifications

	DC-1 GHz	1-4 GHz	4-8 GHz
VSWR (max)	1.25:1	1.40:1	1.70:1
Insertion Loss (min)	0.30 dB	0.40 dB	0.50 dB
Isolation (max)	70.0 dB	60.0 dB	60.0 dB

Typical Performance



A Unit of Teledyne Electronics and Communications

Specifications subject to change without notice.

www.rfswitches.com
email: switches@teledyne.com

Tel: 800 -284-7007

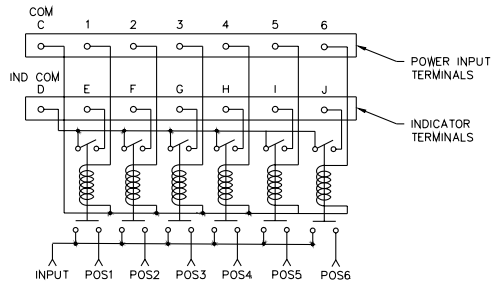
01/2004

Commercial CCS-18

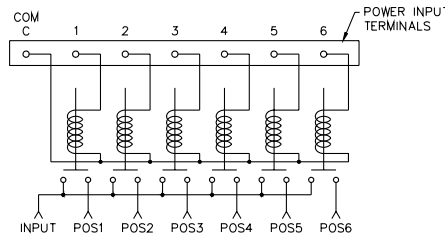
High Power DC-8 GHz Multi - Throw Switch

SP7T and SP8T versions only

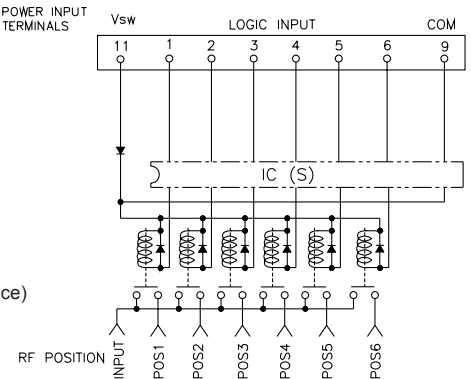
Normally Open



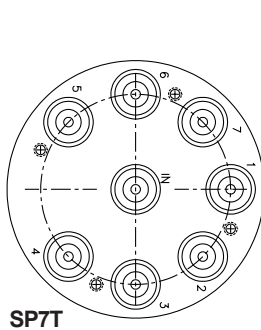
Indicator
(Number of ports reduced for convenience)



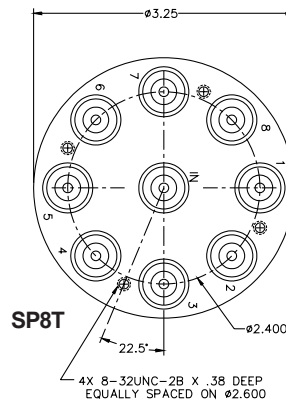
Analog
(Number of ports reduced for convenience)



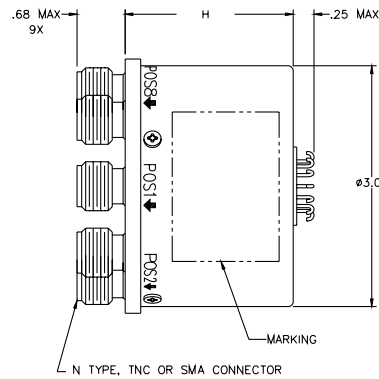
TTL
(Number of ports reduced for convenience)



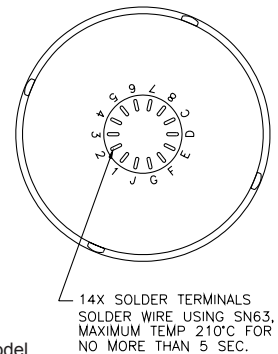
SP7T



SP8T

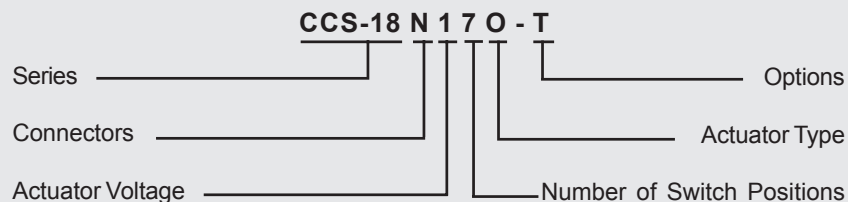


H = 2.15 STD Model
H = 2.65 TTL Model



14X SOLDER TERMINALS
SOLDER WIRE USING SN63,
MAXIMUM TEMP 210°C FOR
NO MORE THAN 5 SEC.

Part Numbering System for CCS-18 (Normally Open)



Connector

S: SMA Female
N: N type Female
T: TNC Female

Actuator Voltage

1: 28Vdc Normally Open
2: 15Vdc Normally Open
3: 12Vdc Normally Open

Number of Positions

7: SP7T
8: SP8T
For SP3T to SP6T see additional datasheet

Actuator Type

O: No Indicator Contacts
C: Indicator Contacts

Options

T: TTL Drivers with Diodes
R: Positive + Common
TD: TTL Driver with Decoder

For other options contact Factory



A Unit of Teledyne Electronics and Communications

Specifications subject to change without notice.

www.rfswitches.com
email: switches@teledyne.com

Tel: 800-284-7007

Mouser Electronics

Authorized Distributor

Click to View Pricing, Inventory, Delivery & Lifecycle Information:

[Teledyne Relays:](#)

[CCS-18T38O-T](#)