

Bus coupler - IL DN BK DI8 DO4-PAC - 2897211

Please be informed that the data shown in this PDF Document is generated from our Online Catalog. Please find the complete data in the user's documentation. Our General Terms of Use for Downloads are valid (<http://phoenixcontact.com/download>)



Inline, Bus coupler, DeviceNet™, TWIN COMBICON, Digital inputs: 8, 24 V DC, connection method: 3-wire, Digital outputs: 4, 24 V DC, 500 mA, connection method: 3-wire, transmission speed in the local bus: 500 kbps / 2 Mbps, degree of protection: IP20, including Inline connectors and marking fields

Product Description


The bus coupler with integrated I/Os is intended for use within a DeviceNet™ network and represents the link to the Inline I/O system. Up to 61 Inline devices can be connected to the bus coupler. A corresponding EDS file is available for integrating the Inline station into the programming system. This file can be downloaded via the product at phoenixcontact.net/products.

Your advantages

- ✓ DeviceNet™ connection using TWIN-COMBICON plug
- ✓ 62 terminals can be connected
- ✓ Automatic speed detection of the system bus
- ✓ Address can be set via DIP switches or software
- ✓ Slave function in DeviceNet™ network



Key Commercial Data

Packing unit	1 pc
GTIN	 4 046356 103015
GTIN	4046356103015
Weight per Piece (excluding packing)	352.400 g
Custom tariff number	85176200
Country of origin	Germany

Technical data

Dimensions

Width	80 mm
-------	-------

Bus coupler - IL DN BK DI8 DO4-PAC - 2897211

Technical data

Dimensions

Height	119.8 mm
Depth	71.5 mm
Note on dimensions	Specifications with connectors

Ambient conditions

Ambient temperature (operation)	-25 °C ... 55 °C
Ambient temperature (storage/transport)	-40 °C ... 85 °C
Permissible humidity (operation)	10 % ... 95 % (non-condensing)
Permissible humidity (storage/transport)	10 % ... 95 % (according to DIN EN 61131-2)
Air pressure (operation)	70 kPa ... 106 kPa (up to 3000 m above sea level)
Air pressure (storage/transport)	70 kPa ... 106 kPa (up to 3000 m above sea level)
Degree of protection	IP20

General

Mounting type	DIN rail
Color	green
Net weight	320 g
Note on weight specifications	with connectors
Diagnostics messages	Short-circuit or overload of the digital outputs Yes
	Sensor supply failure Yes
	Failure of the actuator supply Yes

Interfaces

Designation	DeviceNet™
No. of channels	1
Connection method	TWIN COMBICON
Transmission speed	500 kbps, 250 kbps, 125 kbps (Can be set via DIP switch or programmed)
Number of positions	10
Designation	Inline local bus
Connection method	Inline data jumper
Transmission speed	500 kbps / 2 Mbps (automatic detection, no combined system)

Network/bus system

Number of supported devices	max. 63 (per station)
Number of local bus devices that can be connected	max. 61 (The on-board I/Os are two devices)
Number of devices with parameter channel	max. 8
Number of supported branch terminals with remote bus branch	0

Inline potentials

Bus coupler - IL DN BK DI8 DO4-PAC - 2897211

Technical data

Inline potentials

Designation	Bus coupler supply U_{BC} ; Communications power U_L (7.5 V) and the analog supply U_{ANA} (24 V) are generated from the bus coupler supply.
Supply voltage	24 V DC (via Inline connector)
Supply voltage range	19.2 V DC ... 30 V DC (including all tolerances, including ripple)
Current consumption	max. 0.9 A
Designation	Communications power (U_L)
Supply voltage	7.5 V DC $\pm 5\%$
Power supply unit	max. 0.8 A DC
Designation	Supply of analog modules (U_{ANA})
Supply voltage	24 V DC
Supply voltage range	19.2 V DC ... 30 V DC (including all tolerances, including ripple)
Power supply unit	max. 0.5 A DC
Designation	Main circuit supply (U_M)
Supply voltage	24 V DC
Supply voltage range	19.2 V DC ... 30 V DC (including all tolerances, including ripple)
Power supply unit	max. 8 A DC (sum of $U_M + U_S$)
Current consumption	max. 8 A DC
Designation	Segment circuit supply (U_S)
Supply voltage	24 V DC (via Inline connector)
Supply voltage range	19.2 V DC ... 30 V DC (including all tolerances, including ripple)
Power supply unit	max. 8 A DC (sum of $U_M + U_S$)
Current consumption	max. 8 A DC

Digital inputs

Input name	Digital inputs
Description of the input	EN 61131-2 type 1
Connection method	Inline connector
Connection technology	3-wire
Number of inputs	8
Typical response time	approx. 500 μ s
Protective circuit	Reverse polarity protection Suppressor diode
Nominal input voltage U_{IN}	24 V DC
Nominal input current at U_{IN}	typ. 3 mA
Input voltage	24 V DC
Input voltage range "0" signal	-30 V DC ... 5 V DC
Input voltage range "1" signal	15 V DC ... 30 V DC
Typical input current per channel	typ. 3 mA
Delay at signal change from 0 to 1	1.2 ms

Bus coupler - IL DN BK DI8 DO4-PAC - 2897211

Technical data

Digital inputs

Delay at signal change from 1 to 0	1.2 ms
------------------------------------	--------

Digital outputs

Output name	Digital outputs
Connection method	Inline connector
Connection technology	3-wire
Number of outputs	4
Protective circuit	Short-circuit and overload protection Free running circuit
Output voltage	24 V DC -1 V (At nominal current)
Nominal output voltage	24 V DC
Maximum output current per channel	500 mA
Maximum output current per module / terminal block	2 A
Maximum output current per module	2 A
Nominal load, inductive	12 VA (1.2 H, 48 Ω)
Nominal load, lamp	12 W
Nominal load, ohmic	12 W
Limitation of the voltage induced on circuit interruption	approx. -30 V
Output current when switched off	max. 10 µA (When not loaded, a voltage can be measured even at an output that is not set.)
Behavior with overload	Auto restart
Behavior with inductive overload	Output can be destroyed
Reverse voltage resistance to short pulses	Reverse voltage proof

Standards and Regulations

Mechanical tests	Vibration resistance in acc. with EN 60068-2-6/IEC 60068-2-6 5g
	Shock in acc. with EN 60068-2-27/IEC 60068-2-27 Operation: 25g, 11 ms duration, semi-sinusoidal shock impulse
Connection in acc. with standard	CUL
Protection class	III (IEC 61140, EN 61140, VDE 0140-1)

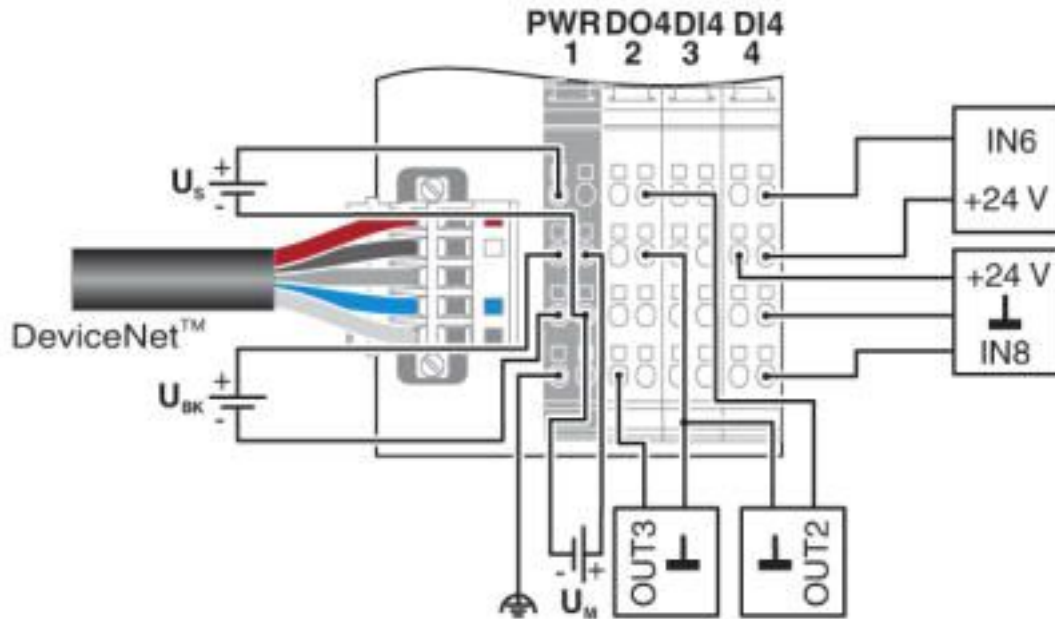
Environmental Product Compliance

REACH SVHC	Lead 7439-92-1
China RoHS	Environmentally Friendly Use Period = 50 years
	For details about hazardous substances go to tab "Downloads", Category "Manufacturer's declaration"

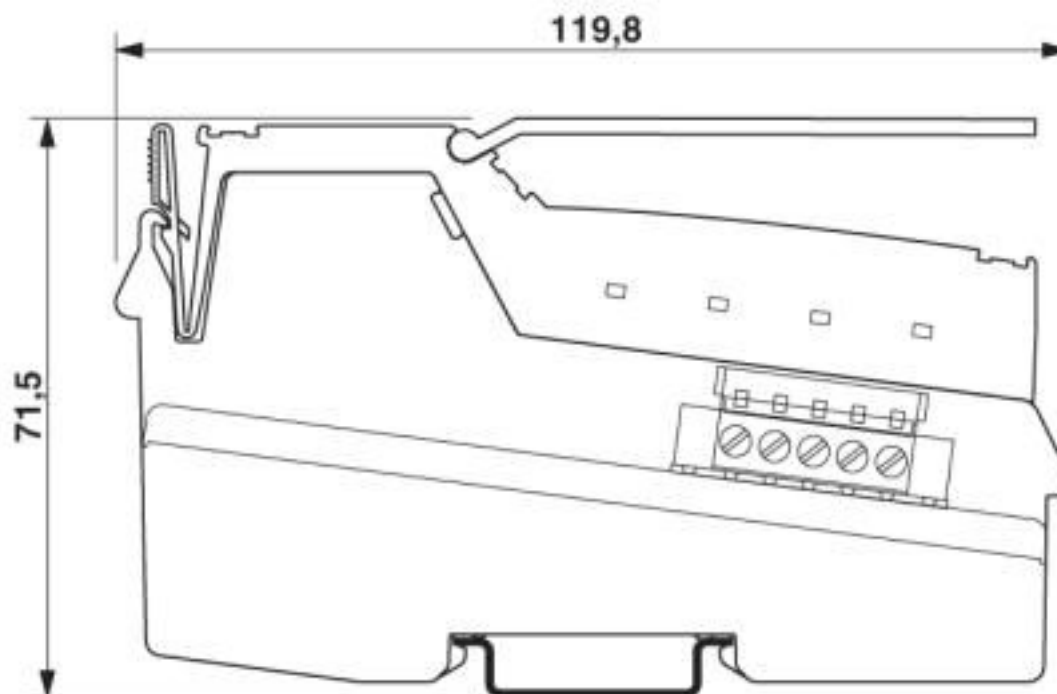
Drawings

Bus coupler - IL DN BK DI8 DO4-PAC - 2897211

Connection diagram

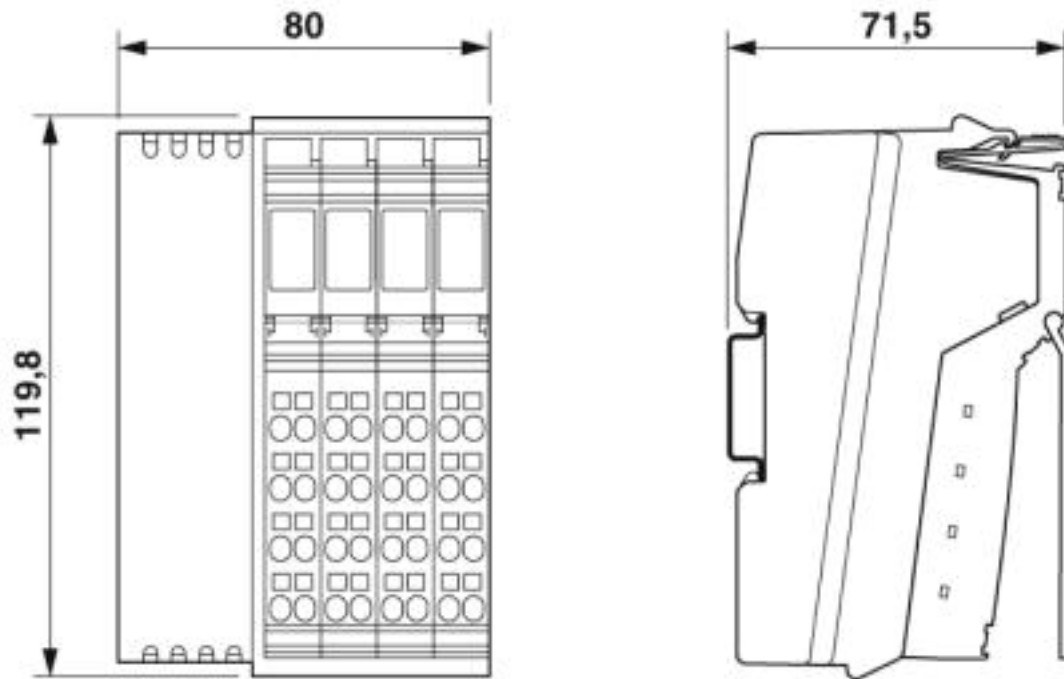


Dimensional drawing



Bus coupler - IL DN BK DI8 DO4-PAC - 2897211

Dimensional drawing



Classifications

eCl@ss

eCl@ss 10.0.1	27242608
eCl@ss 4.0	27250200
eCl@ss 4.1	27250200
eCl@ss 5.0	27250200
eCl@ss 5.1	27242600
eCl@ss 6.0	27242600
eCl@ss 7.0	27242608
eCl@ss 8.0	27242608
eCl@ss 9.0	27242608

ETIM

ETIM 2.0	EC001434
ETIM 3.0	EC001604
ETIM 4.0	EC001604
ETIM 5.0	EC001604
ETIM 6.0	EC001604
ETIM 7.0	EC001604

Bus coupler - IL DN BK DI8 DO4-PAC - 2897211

Classifications

UNSPSC

UNSPSC 6.01	43172015
UNSPSC 7.0901	43201404
UNSPSC 11	43172015
UNSPSC 12.01	43201404
UNSPSC 13.2	32151602
UNSPSC 18.0	32151602
UNSPSC 19.0	32151602
UNSPSC 20.0	32151602
UNSPSC 21.0	32151602

Accessories

Accessories

Connector set

Connector set - IL BKDIO-PLSET - 2878599



Connector set, for Inline bus coupler with I/Os mounted in rows

End block

End clamp - CLIPFIX 35 - 3022218



Quick mounting end clamp for NS 35/7,5 DIN rail or NS 35/15 DIN rail, with marking option, width: 9.5 mm, color: gray

Labeling panel

Labeling field - IB IL FIELD 8 - 2727515

Labeling field, width: 48.8 mm



Bus coupler - IL DN BK DI8 DO4-PAC - 2897211

Accessories

Labeling field - IB IL FIELD 2 - 2727501

Labeling field, width: 12.2 mm



Plug

Plug - TMSTBP 2,5/ 5-STF-5,08 GNAU CP - 2862576



TWIN-COMBICON plug for CANopen® and DeviceNet™ connection

Terminal marking

Insert strip - ESL 62X46 - 0809502



Insert strip, Sheet, white, unlabeled, can be labeled with: Office printing systems: Laser printer, mounting type: insert, lettering field size: 62 x 46 mm, Number of individual labels: 120

Insert strip - ESL 62X10 - 0809492



Insert strip, Sheet, white, unlabeled, can be labeled with: Office printing systems: Laser printer, mounting type: insert, lettering field size: 62 x 10 mm, Number of individual labels: 72