samtec

TIGER™ EYE SYSTEM

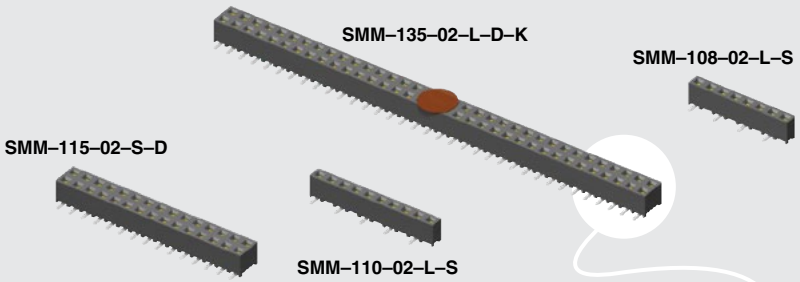


**(2.00 mm) .0787"**

**SMM SERIES**

# TIGER EYE™ SOCKET STRIP

## SPECIFICATIONS

For complete specifications and recommended PCB layouts see www.samtec.com?SMM

**Insulator Material:**
Black Liquid Crystal Polymer
**Contact Material:**
BeCu
**Plating:** Sn or Au over 50 µ" (1.27 µm) Ni
**Current Rating (TMM/SMM):**
3.2 A per pin
(2 pins powered)
**Voltage Rating:**
350 VAC
**Operating Temp Range:**
-55 °C to +125 °C
**Insertion Depth:**
(3.05 mm) .120" to
(3.25 mm) .128"
**Max Cycles:**
100 with 10 µ" (0.25 µm) Au
**RoHS Compliant:**
Yes

## PROCESSING

**Lead–Free Solderable:**
Yes
**SMT Lead Coplanarity:**
(0.10 mm) .004" max

## RECOGNITIONS

For complete scope of recognitions see www.samtec.com/quality

FILE NO. E111594

## ALSO AVAILABLE
**(MOQ Required)**

- Locking clip (Manual placement required)
- Other platings

## POLARIZING KEY

Specify PK–01–07 for polarizing key (Available in wheels of six each). Also polarizes TCSD Series IDC Cable.

**Board Mates:**
TMM, TMMH, MTMM, MMT, LTMM, TW, PTT, ZLTMM

**Cable Mates:**
TCMD

10 YEAR MFG WITH 30 µ" GOLD
**EXTENDED LIFE PRODUCT**
HIGH MATING CYCLES

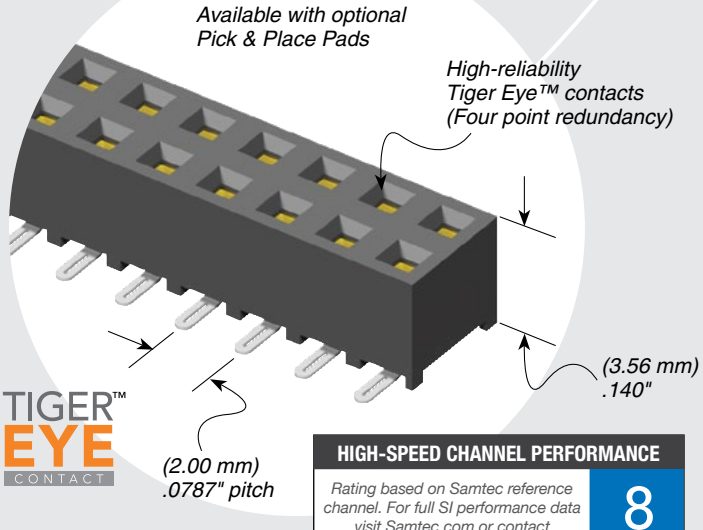


**HIGH-SPEED CHANNEL PERFORMANCE**
*Rating based on Samtec reference channel. For full SI performance data visit Samtec.com or contact SIG@samtec.com*
**8 Gbps**

| SMM | – | 1 | NO. PINS PER ROW | – | 02 | – | PLATING OPTION | – | ROW OPTION | – | OTHER OPTION |
|---|---|---|---|---|---|---|---|---|---|---|---|
| | | | 02 thru 40 | | | | | | | | |

**–F**
= Gold flash on contact, Matte Tin on tail

**–L**
= 10 µ" (0.25 µm) Gold on contact, Matte Tin on tail

**–S**
= 30 µ" (0.76 µm) Gold on contact, Matte Tin on tail

**–S**
= Single Row

**–D**
= Double Row

**–"XX"**
= Polarized Position

**–K**
= (5.50 mm) .217" DIA Polyimide Film Pick & Place Pad (2 positions minimum, –02 thru –05 requires –TR)

**–P**
= Plastic Pick & Place Pad (–02 thru –05 requires –TR)

**–TR**
= Tape & Reel Packaging (27 positions maximum)

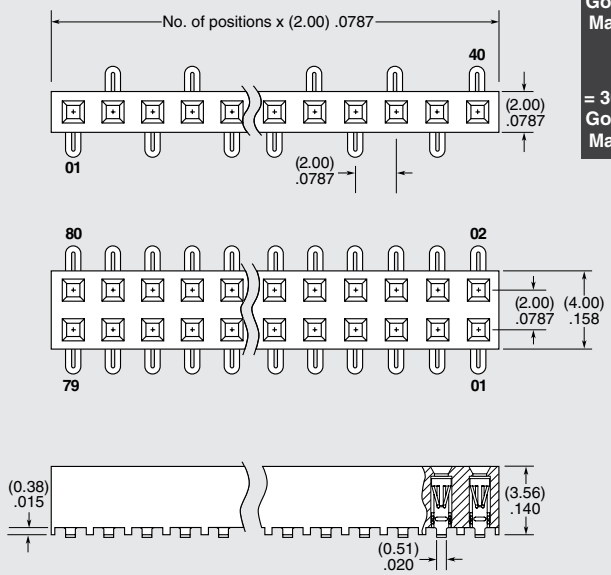


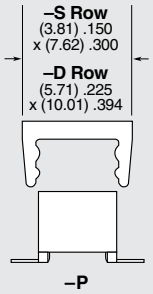


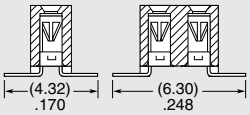


**Note:**
Some lengths, styles and options are non-standard, non-returnable.

*Due to technical progress, all designs, specifications and components are subject to change without notice.*

WWW.SAMTEC.COM

*All parts within this catalog are built to Samtec's specifications.*
*Customer specific requirements must be approved by Samtec and identified in a Samtec customer-specific drawing to apply.*