



PRODUCT SEARCH

302-SV-DS/10

Re.g.20.874.002

PRODUCTS

COMPANY

CONTACT US

SUPPORT

SITE MAP

PRODUCTS

CROSS-REFERENCE

Plug-in Screw Connector System for Printed Circuit Boards


TYPE 302-SV (-DS)
8 mm spacing - 1 to 12 poles



Distributor Stock Check



Series	Download PDF	3D Model	Can plug with	How to order	Color specifications	Print
--------	--------------	----------	---------------	--------------	----------------------	-------

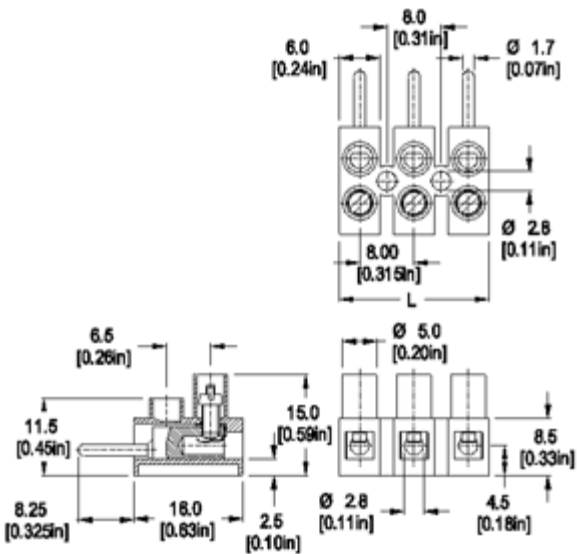


302-SV (-DS)

One possible variation of assembly



RoHS WEEE Pb free surface compliant



Dimensions: mm (in.)

Length of Connector (L)

L = No. of Poles x Center to Center Spacing - 2 mm

When locating connector, allow 0.5 mm clearance around it for process-induced variations.



Description

- Plug
- Standard version
- Plug-In Direction and Wire Entrance Parallel to PCB when plugged with **302-FBG (-DS)**, **302-FB (-DS)**
- Plug-in direction perpendicular to wire entry direction when plugged with **302-FLW-DS**

Technical Data

Center to Center Spacing: 8 mm (0.315 in.)

Approval Information

UL File No.E69841 
CSA File No.LR24322 

Rating	Current(A)	Voltage(V)	Application group	AWG
UL	7	300	B,D	20-14
CSA	10	300	B,D,E	26-12

* UL 300V / C: if mounted on a suitable insulated surface, on standoffs, or equivalent means to maintain spacing from live parts to the mounting surface.
Version DS is CSA certified for 26-14 AWG.

Nominal Cross Section: 1.5 mm² (2325 mils²)
stranded wire 2.5 mm² (3874 mils²) solid wire
Wire Stripping Length: 5 mm (0.197 in.)

Screw Tightening Torque:
UL: 3.5 lbf·in
CSA: 0.4 Nm

Material

Molding: Polyamide, UL 94, V-2, color off-white
Temperature limits:
Short Time: 140°C (284°F)
Continuous: RTI 105°C (221°F)
Low Limit: -40°C (-40°F)
Comparative Tracking Index: CTI≥600V
Oxygen Index Rating: 25%

Terminal Body: Nickel plated copper alloy
Wire Protector: Tin plated copper alloy
Screw: M2.6, Slotted head, zinc plated blue passivated, steel substrate

Top of page

How to order

Item 302-SV (-DS)

Options

- ☐ CN: Consecutive Numbering (hot stamped numbers)
- ☐ SM: Special Marking (please provide sketch)
- ☐ BS: Copper Alloy Screw
- ☐ PS: Zinc plated clear Passivated, steel substrate
- ☐ G05: Gold Plating (5 micro inches)
- ☐ G30: Gold Plating (30 micro inches)
- ☐ S30: Silver Plating (30 micro inches)

Note: Plated component: terminal body

- ☒ Request sample
- ☐ Request quote

Quantity 1

Accessories
[Jumper Combs, Series 300-J.](#)

302-SV

WIRE PROTECTOR:
with: - DS

POLES:
01 to 12

Add to shopping cart

2008, WECO Electrical Connectors Inc.

ISO 9001 registered quality management system