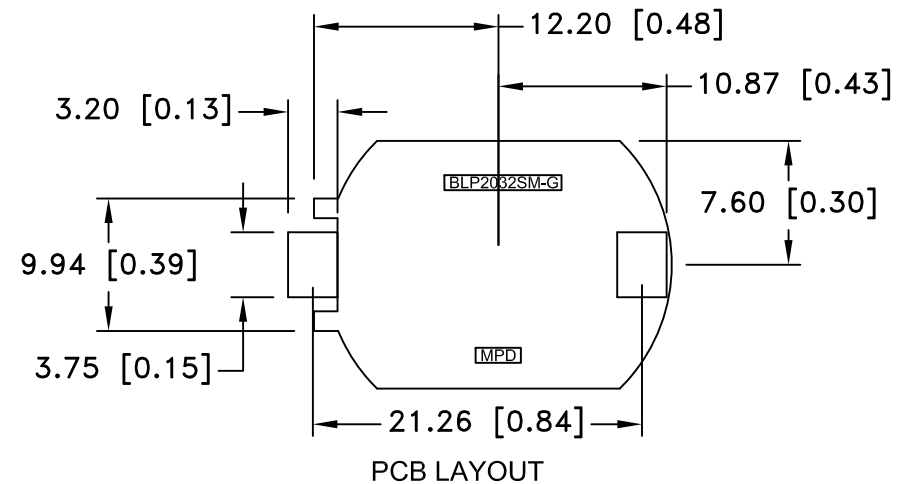
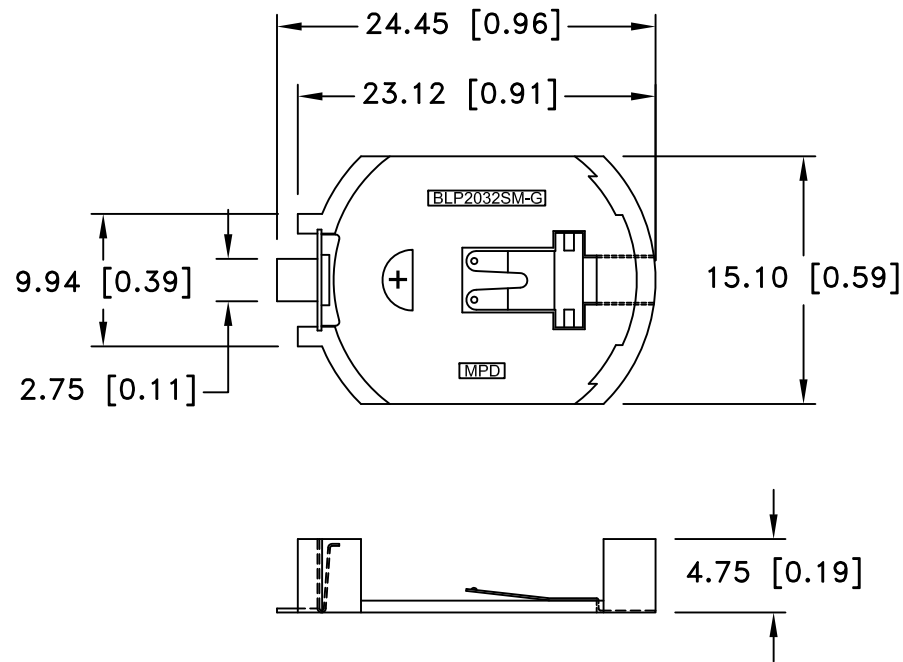


Date	SYM	REVISION RECORD	AUTH	DR.	CK.
12/19/08	B	UPDATED SPECIFICATIONS	T.B.	B.S.	
03/26/10	C	UPDATED PCB LAYOUT	T.B.	B.S.	
07/06/12	D	DIM. 9.94 WAS 8.56	T.B.	B.S.	
01/10/14	E	Updated to ROHS 2 compliant	T.B.	B.S.	
06/13/14	F	Color was White	T.B.	B.S.	



#### SPECIFICATIONS:


- \* Holder material- 30% glass reinforced Liquid Crystal Polymer resin, UL File No. E123598, UL94V-0
- \* Color: Off White
- \* Contacts : 0.020" thick Stainless steel 301, 3/4 hard , GOLD FLASH over nickel
- \* Temperature range: -40°C to +280°C

Vibration Test: 10-50-10 Hz swept in 60 seconds

X,Y,Z direction: 1 hour each direction, No dislodgement of the cell or damage, No discontinuity over 10 micro-seconds

Shock Test: Half sine wave acceleration 150g. 6 m/s, 3 shock pulses each direction per axis, total of 18 pulses, No evidence of physical damage

ROHS 2 COMPLIANT

Tolerance (Except as noted)	 Memory Protection Devices, Inc 200 Broad Hollow Road, Farmingdale, New York 11735		
decimal ±.5 (.020)		Scale	Drawn By B.S. Approved By T.B.
Fractional ± .8 (.030)	Title SURFACE MOUNT BATTERY HOLDER FOR CR2032		
Angular ± 3°	Date 06/13/14	Drawing Number BLP2032SM-GTR	