



SAW Components

Data Sheet B3895

Data Sheet

An abstract, grayscale graphic featuring a large, stylized, and slightly blurred "EPCOS" logo. The logo is set against a background of curved, overlapping bands and a faint world map, creating a sense of global connectivity and technological advancement.



SAW Components

B3895

Low-Loss Filter

204,0 MHz

Data Sheet

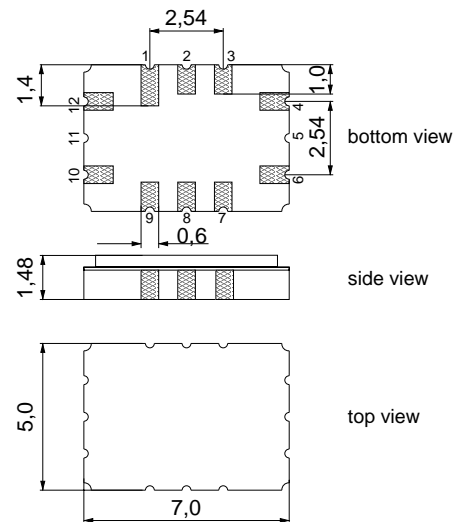
Features

- Low-loss IF filter for S-CDMA applications
- 500 kHz usable bandwidth
- Temperature stable
- Ceramic SMD package

Terminals

- Gold plated

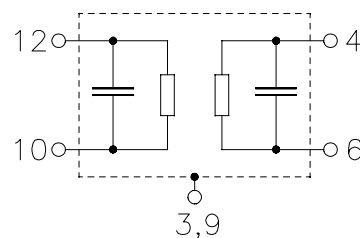
Ceramic package QCC12C



Dimensions in mm, approx. weight 0,2 g

Pin configuration

12	Input
10	Input ground
6	Output
4	Output ground
1, 2, 7, 8	Ground
3, 9	Case ground



Type	Ordering code	Marking and Package according to	Packing according to
B3895	B39201-B3895-H310	C61157-A7-A95	F61074-V8170-Z000

Electrostatic Sensitive Device (ESD)

Maximum ratings

Operable temperature range	T	-40 / +80	°C	
Storage temperature range	T_{stg}	-40 / +85	°C	
DC voltage	V_{DC}	0	V	
Source power	P_s	0	dBm	



SAW Components

B3895

Low-Loss Filter

204,0 MHz

Data Sheet

Characteristics

Operating temperature range:

$T = 0 \dots 70 \text{ }^{\circ}\text{C}$

Terminating source impedance:

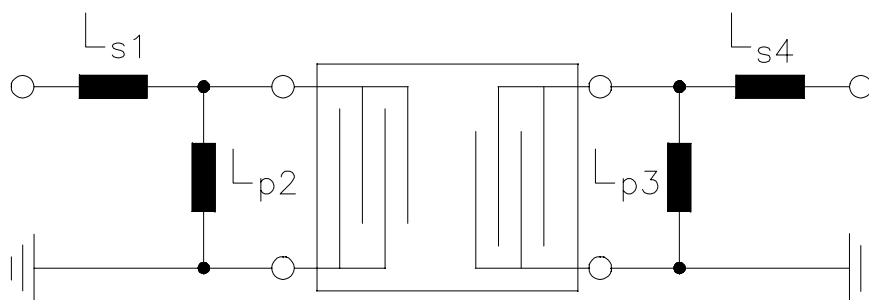
$Z_S = 50 \text{ } \Omega$ and matching network

Terminating load impedance:

$Z_L = 50 \text{ } \Omega$ and matching network

		min.	typ.	max.	
Nominal frequency	f_N	—	204,0	—	MHz
Minimum insertion attenuation	α_{\min}	—	9,0	10,0	dB
Pass bandwidth					
$\alpha_{\text{rel}} \leq 1,0 \text{ dB}$	$B_{1\text{dB}}$	—	700	—	kHz
$\alpha_{\text{rel}} \leq 3,0 \text{ dB}$	$B_{3\text{dB}}$	—	1150	—	kHz
Amplitude ripple (p-p)	$\Delta\alpha$				
$f_N \pm 250 \text{ kHz}$		—	0,5	1,0	dB
Absolute group delay	τ				
@ f_N		—	0,8	—	μs
Group delay ripple (p-p)	$\Delta\tau$				
$f_N \pm 250 \text{ kHz}$		—	30	100	ns
Relative attenuation (relative to α_{\min})	α_{rel}				
$f_N - 10,0 \text{ MHz} \dots f_N - 2,0 \text{ MHz}$		45	48	—	dB
$f_N + 2,0 \text{ MHz} \dots f_N + 3,5 \text{ MHz}$		45	50	—	dB
$f_N + 3,5 \text{ MHz} \dots f_N + 4,5 \text{ MHz}$		44	46	—	dB
$f_N + 4,5 \text{ MHz} \dots f_N + 10,0 \text{ MHz}$		45	48	—	dB
Temperature coefficient of frequency ¹⁾	TC_f	—	-0,036	—	ppm/K ²
Turnover temperature	T_0	—	35	—	$^{\circ}\text{C}$

¹⁾ Temperature dependance of f_c : $f_c(T_A) = f_c(T_0)(1 + TC_f(T_A - T_0)^2)$

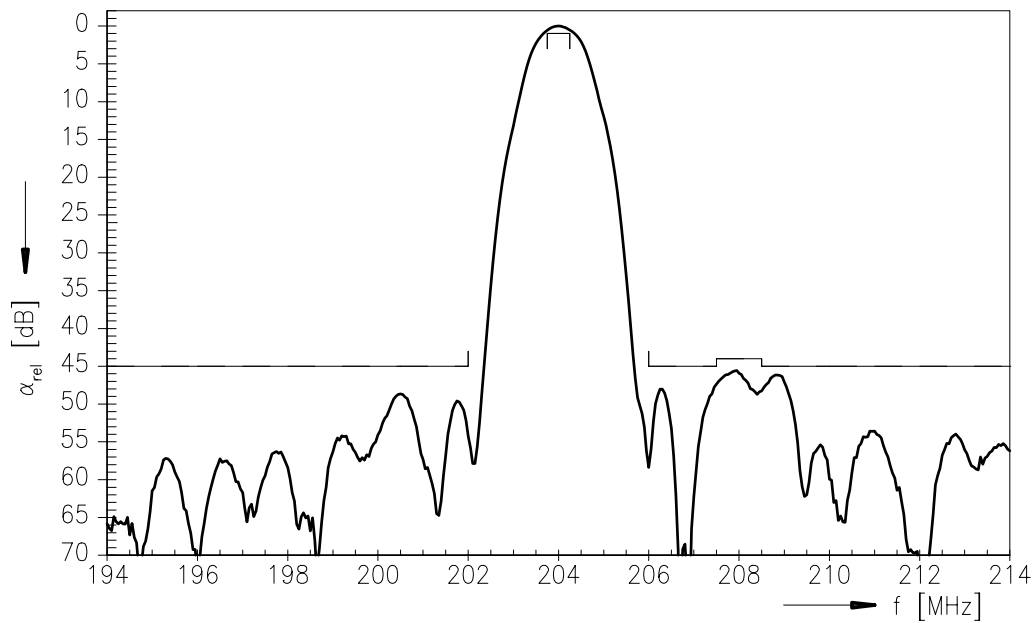
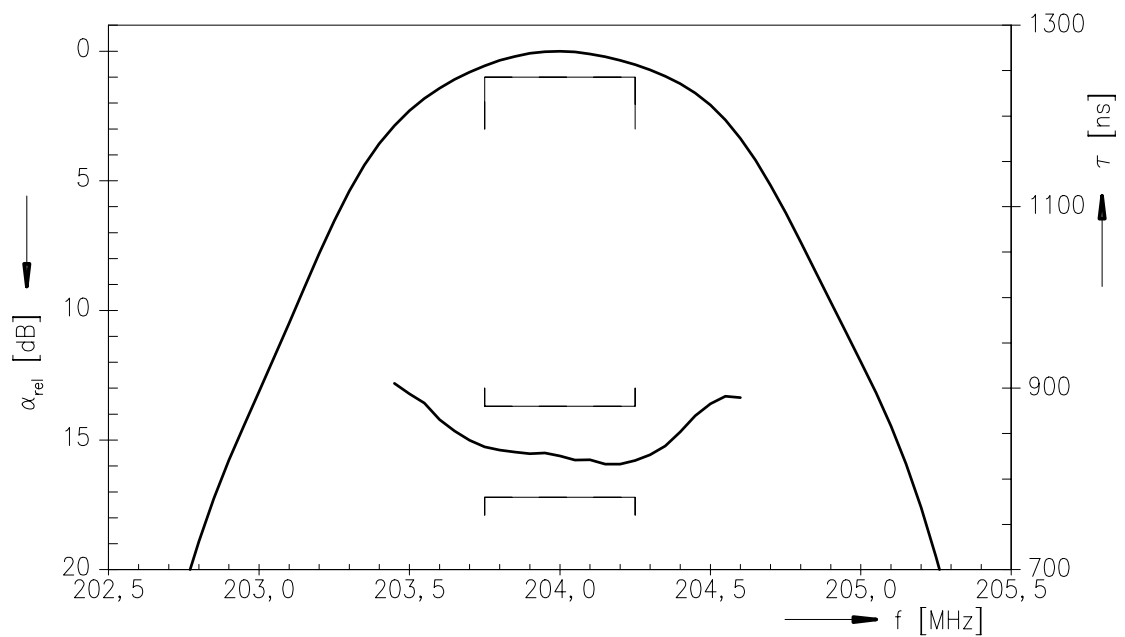
**SAW Components****B3895****Low-Loss Filter****204,0 MHz****Data Sheet****Matching network to 50 Ω** (Element values depend on PCB layout)

$$L_{s1} = 150 \text{ nH}$$

$$L_{p2} = 120 \text{ nH}$$

$$L_{p3} = 150 \text{ nH}$$

$$L_{s4} = 100 \text{ nH}$$

**SAW Components****B3895****Low-Loss Filter****204,0 MHz****Data Sheet****Normalized frequency response****Normalized frequency response (pass band)**



SAW Components	B3895
Low-Loss Filter	204,0 MHz

Data Sheet

Published by EPCOS AG
Surface Acoustic Wave Components Division, SAW MC IS
P.O. Box 80 17 09, 81617 Munich, GERMANY

© EPCOS AG 2003. Reproduction, publication and dissemination of this brochure and the information contained therein without EPCOS' prior express consent is prohibited.

Purchase orders are subject to the General Conditions for the Supply of Products and Services of the Electrical and Electronics Industry recommended by the ZVEI (German Electrical and Electronic Manufacturers' Association), unless otherwise agreed.

This brochure replaces the previous edition.

For questions on technology, prices and delivery please contact the Sales Offices of EPCOS AG or the international Representatives.

Due to technical requirements components may contain dangerous substances. For information on the type in question please also contact one of our Sales Offices.