

Description

- High performance, ferrite-based, low profile, surface mount inductors
- Small footprint and closed magnetic field construction allow for low EMI
- Low DCR and high efficiency
- Ferrite core material



Applications

- PC cards, cellular telephones, pagers, and disk drives
- GPS systems

Environmental Data

- Storage temperature range: -40°C to +125°C
- Operating ambient temperature range: -40°C to +85°C (range is application specific).
- Solder reflow temperature: +260°C max. for 10 seconds max.

Packaging

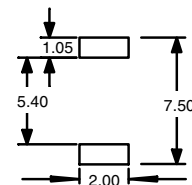
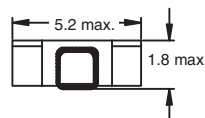
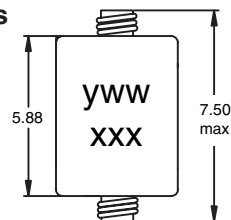
- Supplied in tape and reel packaging, 3900 per reel

Part Number	Inductance μH	OCL (1) $\mu\text{H} \pm 20\%$	I _{rms} (2) Amperes (Typ.)	I _{sat} (3) Amperes (Typ.)	DCR (4) Ohms (Max.)	Q (5) (Typ.)	SRF MHz (Typ.)
MP2-R47-R	0.47	0.40	2.02	3.40	0.075	10	300
MP2-1R0-R	1.0	1.02	1.67	2.10	0.103	20	160
MP2-1R5-R	1.5	1.59	1.51	1.70	0.118	25	155
MP2-2R2-R	2.2	2.29	1.39	1.40	0.130	32	150
MP2-3R3-R	3.3	3.58	1.25	1.10	0.156	42	140
MP2-4R7-R	4.7	4.60	1.18	1.00	0.180	46	130
MP2-6R8-R	6.8	7.02	1.06	0.80	0.202	46	110
MP2-100-R	10.0	9.95	0.98	0.68	0.240	55	100
MP2-150-R	15.0	15.30	0.88	0.54	0.300	65	60
MP2-220-R	22.0	21.80	0.80	0.45	0.360	65	45
MP2-330-R	33.0	33.70	0.64	0.37	0.556	65	35
MP2-470-R	47.0	46.40	0.52	0.31	0.833	65	28

1) Open Circuit Inductance Test Parameters: 100kHz, 0.250 Vrms, 0.0 Adc
 2) RMS current, delta temp. of 40° C ambient temperature of 85° C
 3) Peak current for approximately 30% roll-off

4) Values @ 20° C
 5) Measured @ 300KHz

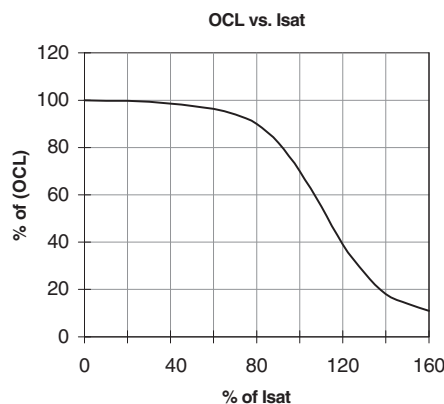
Mechanical Diagrams



Dimensions in Millimeters.
 Specifications are subject to change without notice.

yww = Date Code
 xxx = Inductance value per family chart

Inductance Characteristics



Visit us on the Web at www.cooperbussmann.com

1225 Broken Sound Pkwy. Suite F Boca Raton, FL 33487

Tel: +1-561-998-4100 Toll Free: +1-888-414-2645 Fax: +1-561-241-6640

This bulletin is intended to present product design solutions and technical information that will help the end user with design applications. Cooper Electronic Technologies reserves the right, without notice, to change design or construction of any products and to discontinue or limit distribution of any products. Cooper Electronic Technologies also reserves the right to change or update, without notice, any technical information contained in this bulletin. Once a product has been selected, it should be tested by the user in all possible applications.

Life Support Policy: Cooper Electronic Technologies does not authorize the use of any of its products for use in life support devices or systems without the express written approval of an officer of the Company. Life support systems are devices which support or sustain life, and whose failure to perform, when properly used in accordance with instructions for use provided in the labeling, can be reasonably expected to result in significant injury to the user.