THIS DRAWING IS UNPUBLISHED. RELEASED FOR PUBLICATION - ,- .
© COPYRIGHT - By - ALL RIGHTS RESERVED.

LOC	DIST
AD	39

REVISIONS

P	LTR	DESCRIPTION	DATE	DWN	APVD
	F	REVISED PER ECO-14-000066	30JUN2014	NK	MM

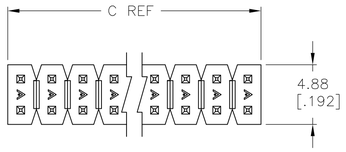

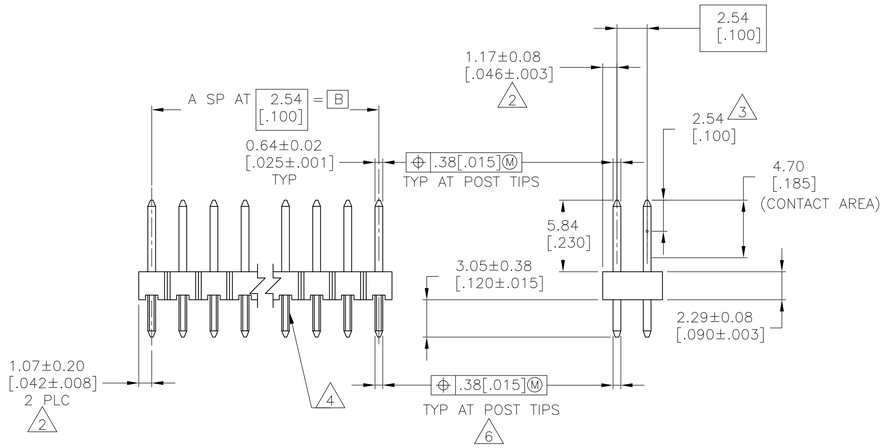

1. TRUE POSITION TOLERANCE OF THE POST TIPS APPLIES WHEN THE HEADER IS HELD FLAT AGAINST THE PRINTED CIRCUIT BOARD

2. THE NOTED DIMENSIONS APPLY AT THE INTERSECTION OF THE POST AND HOUSING

3. POINT OF MEASUREMENT FOR PLATING THICKNESS

4. RETENTION FEATURE ON SOLDERTAILS LOCATED AT MANUFACTURER'S OPTION.

6. .020M FOR KINKED TAILS

7. OBSOLETE PARTS: OBSOLETE CIS STREAMLINING PER D.RENAUD/D.SINISI

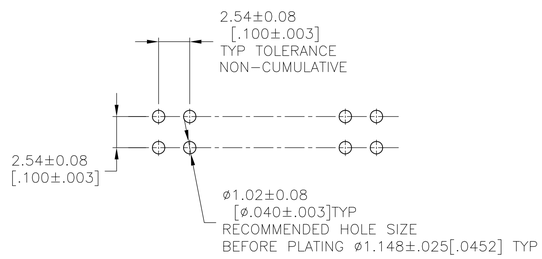

RECOMMENDED HOLE LAYOUT

C	B	A	NO.OF POSN	PART NUMBER
101.19 [3.984]	99.06 [3.900]	39	80	4-146145-0
98.65 [3.884]	96.52 [3.800]	38	78	3-146145-9
96.11 [3.784]	93.98 [3.700]	37	76	3-146145-8
93.57 [3.684]	91.44 [3.600]	36	74	3-146145-7
91.03 [3.584]	88.90 [3.500]	35	72	3-146145-6
88.49 [3.484]	86.36 [3.400]	34	70	3-146145-5
85.95 [3.384]	83.82 [3.300]	33	68	3-146145-4
83.41 [3.284]	81.28 [3.200]	32	66	3-146145-3
80.87 [3.184]	78.74 [3.100]	31	64	3-146145-2
78.33 [3.084]	76.20 [3.000]	30	62	3-146145-1
75.79 [2.984]	73.66 [2.900]	29	60	3-146145-0
73.25 [2.884]	71.12 [2.800]	28	58	2-146145-9
70.71 [2.784]	68.58 [2.700]	27	56	2-146145-8
68.17 [2.684]	66.04 [2.600]	26	54	2-146145-7
65.63 [2.584]	63.50 [2.500]	25	52	2-146145-6
63.09 [2.484]	60.96 [2.400]	24	50	2-146145-5
60.55 [2.384]	58.42 [2.300]	23	48	2-146145-4
58.01 [2.284]	55.88 [2.200]	22	46	2-146145-3
55.47 [2.184]	53.34 [2.100]	21	44	2-146145-2
52.93 [2.084]	50.80 [2.000]	20	42	2-146145-1
50.39 [1.984]	48.26 [1.900]	19	40	2-146145-0
47.85 [1.884]	45.72 [1.800]	18	38	1-146145-9
45.31 [1.784]	43.18 [1.700]	17	36	1-146145-8
42.77 [1.684]	40.64 [1.600]	16	34	1-146145-7
40.23 [1.584]	38.10 [1.500]	15	32	1-146145-6
37.69 [1.484]	35.56 [1.400]	14	30	1-146145-5
35.15 [1.384]	33.02 [1.300]	13	28	1-146145-4
32.61 [1.284]	30.48 [1.200]	12	26	1-146145-3
30.07 [1.184]	27.94 [1.100]	11	24	1-146145-2
27.53 [1.084]	25.40 [1.000]	10	22	1-146145-1
24.99 [.984]	22.86 [.900]	9	20	1-146145-0
22.45 [.884]	20.32 [.800]	8	18	146145-9
19.91 [.784]	17.78 [.700]	7	16	146145-8
17.37 [.684]	15.24 [.600]	6	14	146145-7
14.83 [.584]	12.70 [.500]	5	12	146145-6
12.29 [.484]	10.16 [.400]	4	10	146145-5
9.75 [.384]	8.99 [.300]	3	8	146145-4
7.21 [.284]	6.45 [.200]	2	6	146145-3
4.67 [.184]	2.54 [.100]	1	4	146145-2
2.13 [.084]	–	–	2	146145-1

7 OBSOLETE

7 OBSOLETE

7 OBSOLETE

7 OBSOLETE

THIS DRAWING IS A CONTROLLED DOCUMENT.

DIMENSIONS: mm [INCHES]

TOLERANCES UNLESS OTHERWISE SPECIFIED:
0 PLC ± –
1 PLC ± –
2 PLC ± 0.13[.005]
3 PLC ± –
4 PLC ± –
ANGLES ± –

MATERIAL: HOUSING: FLAME RETARDANT THERMOPLASTIC COLOR-BLACK; POST: COPPER ALLOY

FINISH: POSTS: 0.000127[.000005] GOLD DUPLEX

DWN J. KNAUB 7-18-94
CHK G. DUBNICZKI 7-18-94
APVD G. DUBNICZKI 7-18-94

PRODUCT SPEC —
APPLICATION SPEC —
WEIGHT —

TE Connectivity

NAME: HEADER ASSY, MOD II, BREAKAWAY, DBL ROW, .100 X .100CL, VERT, .025 SQ POSTS, WITH RETENTION FEATURE

SIZE	CAGE CODE	DRAWING NO	RESTRICTED TO
A1	00779	C-146145	—

CUSTOMER DRAWING | SCALE 4:1 | SHEET 1 OF 1 | REV F

4805 (3/11)