THIS DRAWING IS UNPUBLISHED. RELEASED FOR PUBLICATION -.- .
© COPYRIGHT - BY TYCO ELECTRONICS CORPORATION. ALL RIGHTS RESERVED.

LOC	DIST
AD	00

REVISIONS

P	LTR	DESCRIPTION	DATE	DWN	APVD
	01	REV PER ECO-06-022417	06OCT06	BC	AS

1. HOUSING MATERIAL: GLASS-FILLED POLYMER.
2. POST MATERIAL: COPPER ALLOY
3. POST FINISH: DIN 41612 CLASS 2 IN CONTACT AREA. TIN PLATE ON POSTS.
4. RECOMMENDED HOLE SIZE FOR MANUAL APPLICATION OF CONNECTOR ONTO PC BOARD.
5. PART NUMBER, DATE CODE MARKED THIS APPROXIMATE AREA.
6. MARKING ON THIS SIDE.

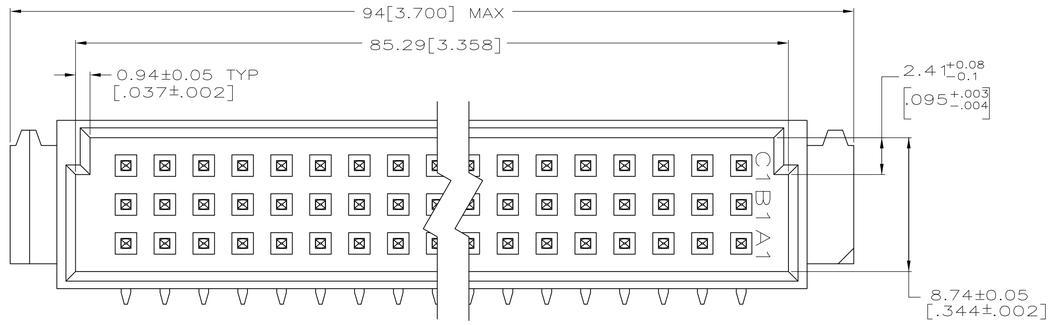

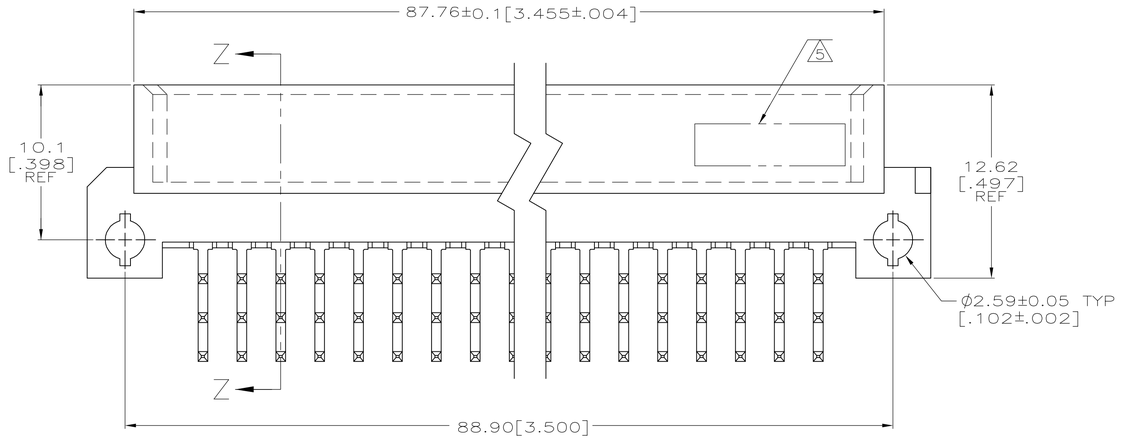

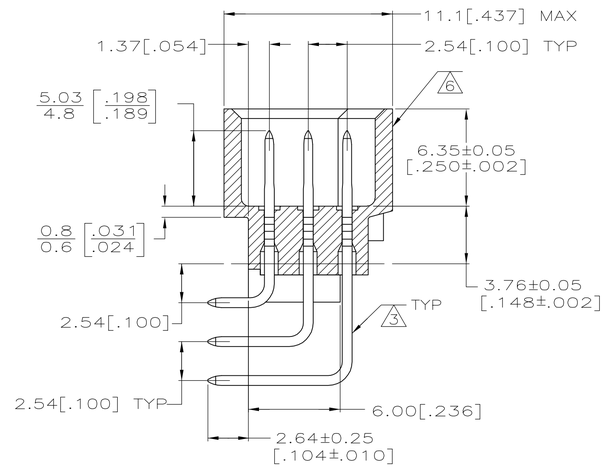

SECTION Z-Z

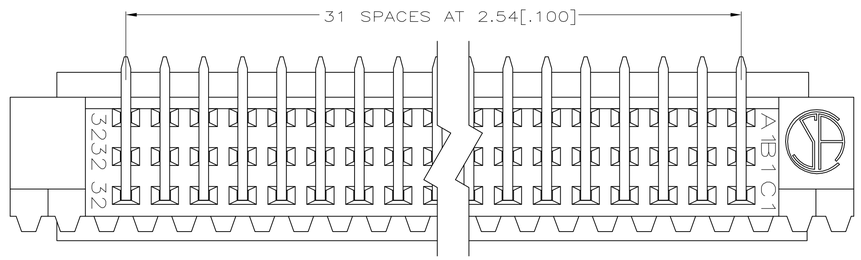

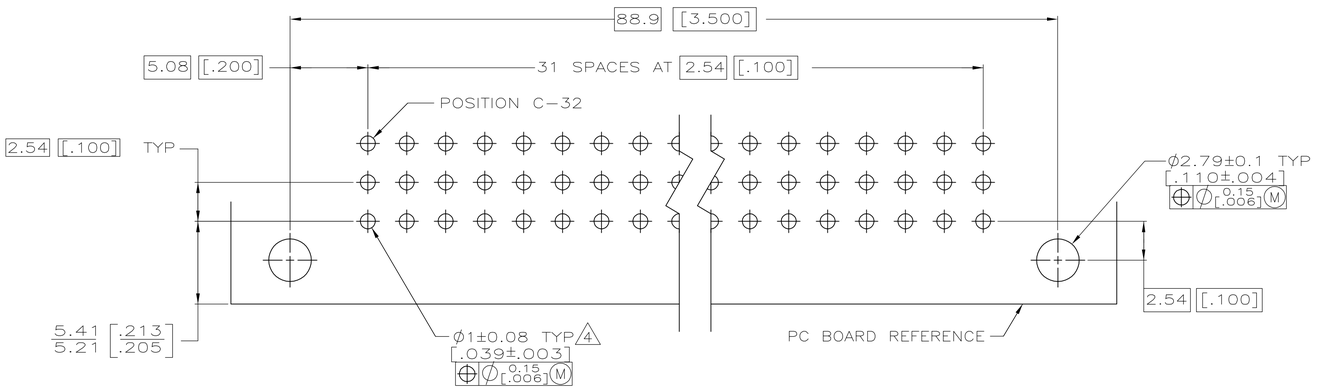

PC BOARD LAYOUT

POSITIONS LOADED	ROWS	NO. OF LOADED POSITIONS	PART NUMBER
9,31,32	C	3	5148077-4
4-11,20,23,31,32	B	12	
9,11,15,17,19,21,22,31,32	A	9	
—	C	—	5148077-3
1,2,12,13,22,31,32	B	7	
—	A	—	

THIS DRAWING IS A CONTROLLED DOCUMENT.

DIMENSIONS: mm [INCHES]

TOLERANCES UNLESS OTHERWISE SPECIFIED:
0 PLC ± –
1 PLC ± –
2 PLC ± –
3 PLC ± 0.13[.005]
4 PLC ± –
ANGLES ± –

MATERIAL 1 2
FINISH 3

DWN J. POLIGNONE 20MAR06
CHK A. SHARPE 20MAR06
APVD A. SHARPE 20MAR06
PRODUCT SPEC —
APPLICATION SPEC —
WEIGHT —

tyco Electronics
Tyco Electronics Corporation
Harrisburg, PA 17105-3608

NAME
ASSEMBLY, PIN, EUROCARD, TYPE C,
96 POSITION, SELECT LOAD,
2.64[.104] SOLDER POSTS

SIZE	CAGE CODE	DRAWING NO	RESTRICTED TO
A1	00779	C-5148077	—

CUSTOMER DRAWING | SCALE 5:1 | SHEET 1 OF 1 | REV 01