

# Steward

Advanced Ferrite Materials, EMI Suppression, and Inductive Products

[Home](#) • [Ferrite Product Lines](#) • [New Products](#) • [Technical](#) • [General](#) • [Contact](#) • [Steward Sales](#)

## CM3822R151R-00

### STEWART PART NUMBERING SYSTEM

|                        |                   |                       |                         |                   |   |                           |
|------------------------|-------------------|-----------------------|-------------------------|-------------------|---|---------------------------|
| CM                     | 2722              | R                     | 151                     | R                 | - | 00                        |
| PRODUCT<br>SERIES CODE | PART<br>SIZE CODE | RATED<br>CURRENT CODE | IMPEDANCE<br>VALUE CODE | PACKAGING<br>CODE |   | ADDITIONAL<br>DESCRIPTION |

Ambient Operating Temperature Range : -55°C to +125°C

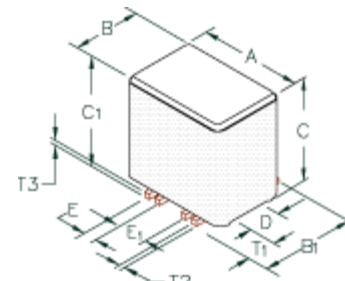


Figure 1

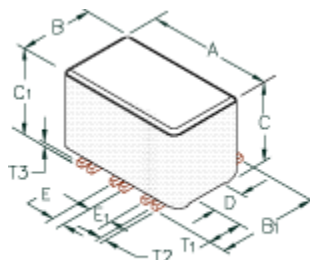


Figure 2

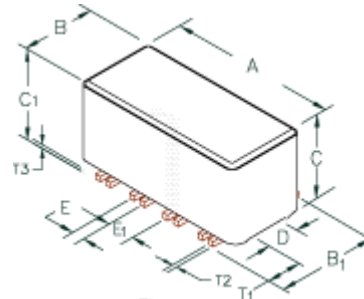


Figure 3

### Drawing Figure #

|                  |
|------------------|
| Figure<br>Number |
| 2                |

### Electrical Characteristics

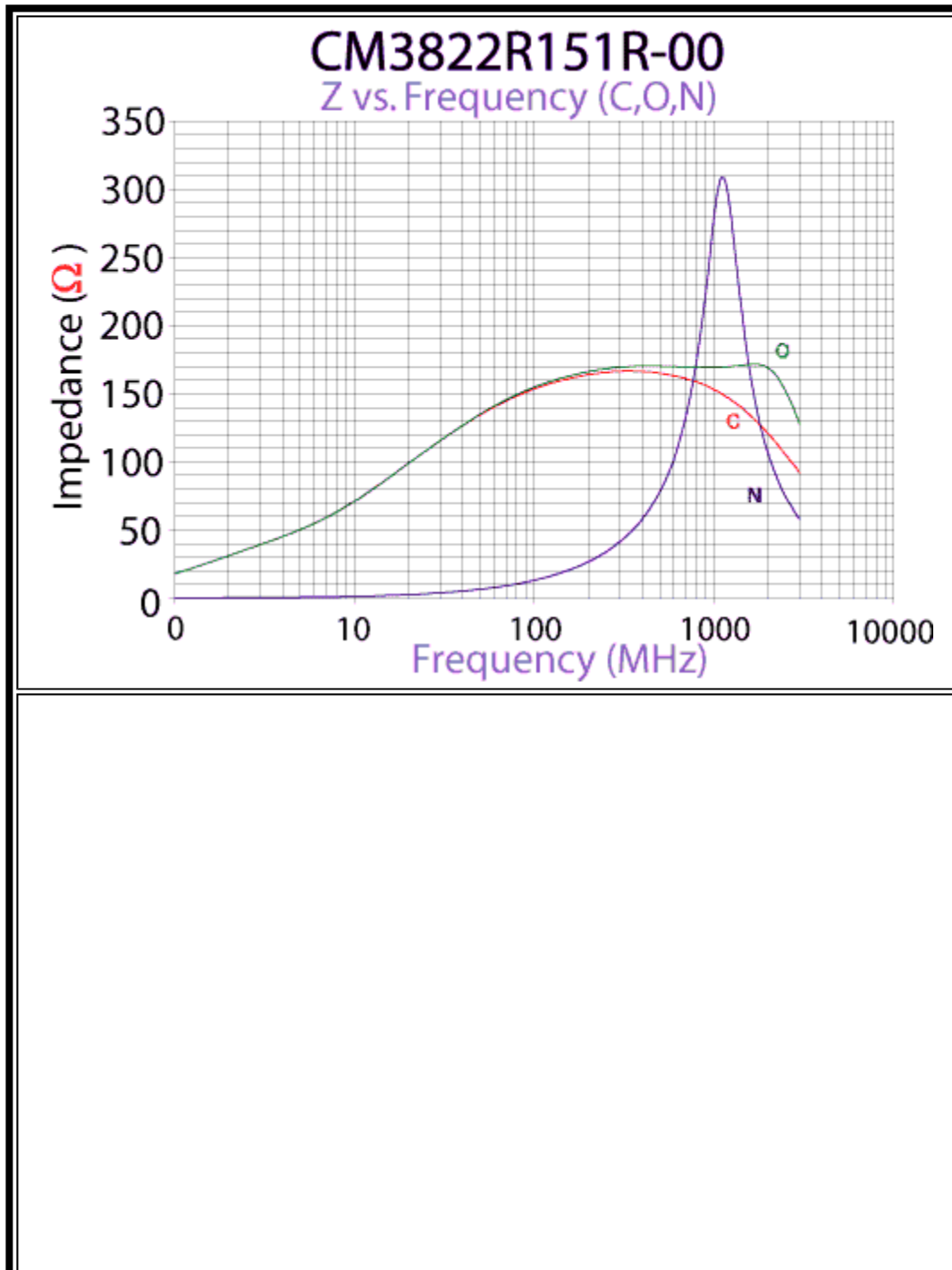
|                    |            |                        |
|--------------------|------------|------------------------|
| NET Z<br>@ 100 MHz | DCR<br>Max | Rated<br>Current<br>mA |
| 150                | 0.02       | 5000                   |

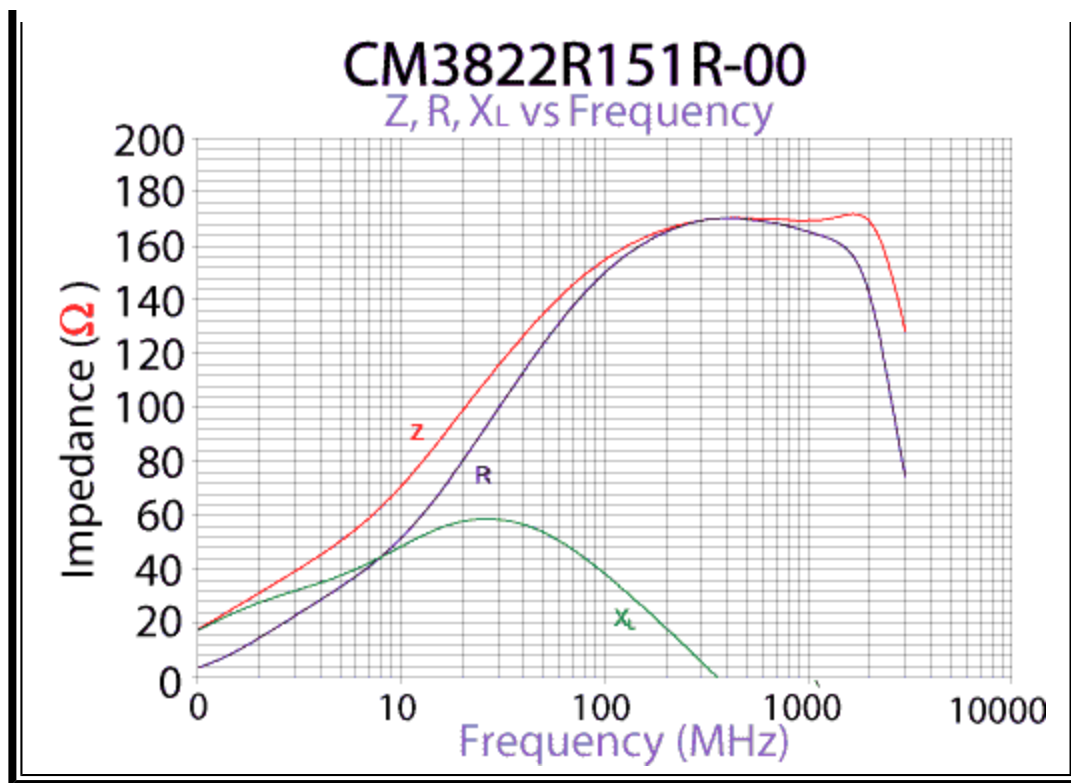
### Physical Dimensions

|      |      |      |      |      |      |      |      |       |       |       |       |       |       |       |       |
|------|------|------|------|------|------|------|------|-------|-------|-------|-------|-------|-------|-------|-------|
| A    | B    | B1   | C    | C1   | D    | E    | E1   | A     | B     | B1    | C     | C1    | D     | E     | E1    |
| mm   | mm   | mm   | mm   | mm   | mm   | mm   | mm   | in    | in    | in    | in    | in    | in    | in    | in    |
| 9.78 | 5.72 | 6.73 | 7.62 | 8.40 | 2.41 | 0.89 | 1.91 | 0.385 | 0.225 | 0.265 | 0.300 | 0.330 | 0.095 | 0.035 | 0.075 |

## Wire Dimensions

|       |       |       |       |       |       |
|-------|-------|-------|-------|-------|-------|
| T1 mm | T2 mm | T3 mm | T1 in | T2 in | T3 in |
| 1.91  | 0.38  | 0.38  | 0.075 | 0.015 | 0.015 |





Specifications, which provide more details for the correct use of the described products, are available upon request. All specifications are subject to change without notice. For more information on any of the products listed above, please contact Steward customer service department at (800) 634-2673.

[americas@steward.com](mailto:americas@steward.com)[mexico@steward.com](mailto:mexico@steward.com)[europa@steward.com](mailto:europa@steward.com)[asia@steward.com](mailto:asia@steward.com)

Copyright© 2004 Steward, Inc.

Last Updated: 2/19/2004