


# THROUGH-HOLE LOW PROFILE HEADER



(2.00 mm) .0787" PITCH • TMM SERIES

**TMM**  
**Board Mates:**  
 CLT, SQT, SQW, ESQT,  
 TLE, SMM, MMS  
**Cable Mates:**  
 TCSD

TMM	1	NO. PINS PER ROW	LEAD STYLE	PLATING OPTION	ROW OPTION	OTHER OPTION
-----	---	------------------	------------	----------------	------------	--------------

02 thru 50

Specify LEAD STYLE from chart

**-F**  
 = Gold flash on post, Matte Tin on tail  
**-L**  
 = 10 μ" (0.25 μm) Gold on post, Matte Tin on tail  
**-T**  
 = Matte Tin

**-S**  
 = Single Row  
**-D**  
 = Double Row  
**-Q**  
 = Four Row

**-RA & -RE**  
 = Right-angle (Lead Style -01 only) (2 positions minimum, -Q row)  
**-RC**  
 = Retention Clip (Mates with TCSD) (Double row only, 4 positions minimum, only available -06 lead style)  
**-"XXX"**  
 = Polarized Position (Specify position of omitted pin)

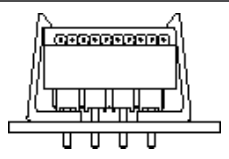
## SPECIFICATIONS

**Insulator Material:**  
 Black Liquid Crystal Polymer  
**Terminal Material:**  
 Phosphor Bronze  
**Plating:**  
 Sn or Au over 50 μ" (1.27 μm) Ni  
**Operating Temp Range:**  
 -55 °C to +105 °C with Tin;  
 -55 °C to +125 °C with Gold  
**Current Rating (SMM/TMM):**  
 3.3 A per pin (2 pins powered)  
**Voltage Rating:**  
 281 VAC/397 VDC mated with SQW;  
 250 VAC/354 VDC mated with SQT  
 375 VAC/530 VDC mated with SMM

## PROCESSING

**Lead-Free Solderable:**  
 Yes

## APPLICATION



Retention Clip Option (-RC)

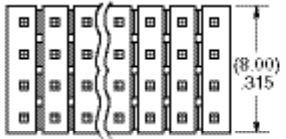
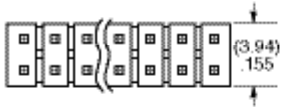
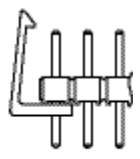
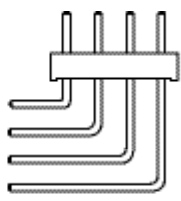
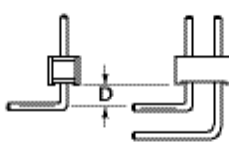
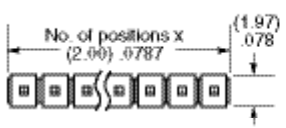
## ALSO AVAILABLE

Contact Samtec

Other Platings



**Note:**  
 Some lengths, styles and options are non-standard, non-returnable.



OPTION	D
-RA	(1.27) .050
-RE	(3.56) .140

LEAD STYLE	A	B	C
-01		(3.20) .126	(3.50) .138
-02	(8.20) .323	(3.70) .146	(3.00) .118
-03		(4.00) .158	(2.70) .106
-04	(5.69) .224	(1.91) .075	(2.29) .090
-05	(5.43) .214	(1.65) .065	
-06	(9.58) .377	(3.20) .126	(4.88) .192

