samtec

mini MATE®



(2,54 mm) .100"

IPD1, CC79, IPL1 SERIES

DISCRETE WIRE COMPONENTS & TOOLING

SPECIFICATIONS

For complete specifications see www.samtec.com?IPD1 or www.samtec.com?CC79

TOOLING

- Hand tool (20-24 AWG): CAT-HT-179-2024-11
- Hand tool (26-30 AWG): CAT-HT-179-2630-11
- Mini Applicator (20-24 AWG): CAT-MA-179-2024-XX-01
- Mini Applicator (26-30 AWG): CAT-MA-179-2630 XX-01

TYPE – POSITIONS PER ROW – ROW OPTION – K – LATCH OPTION

IPD1 = Body, Loose

–02, –03, –04, –05, –06, –08, –10, –12, –15, –16, –20, –25 (Standard sizes)

–S = Single Row

–D = Double Row

–K = Keyed Polarization

–M = Metal Latch (Metal for more rugged environments) (–02, –05 & –10 positions only) (Leave blank for plastic latch)

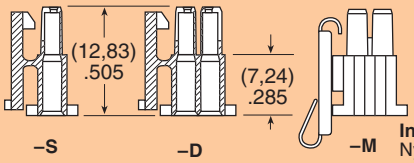

Insulator Material: Nylon 66

TYPE – WIRE GAUGE – 01 – PLATING OPTION

CC79L = Contact, Loose

CC79R = Contact, Full Reel (12,000 Parts per Reel)

–2630 = 26 to 30 AWG

–2024 = 20 to 24 AWG

–L = 10µ" (0,25 µm) Gold on contact, Tin on tail

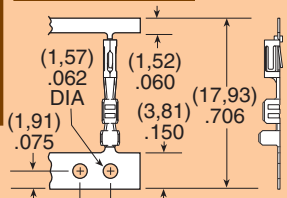

Contact Material: Phosphor Bronze

Mates with:
MMSD, MMSS, MMSDT, MMSST
(Does not mate with IPS1)

SPECIFICATIONS

For complete specifications www.samtec.com?IPL1

Insulator Material: Natural LCP
Terminal Material: Phosphor Bronze
Plating: Sn or Au over 50µ" (1,27 µm) Ni
Operating Temp Range: -55°C to +125°C
Voltage Rating: 675 VAC/954 VDC
RoHS Compliant: Yes

Processing:

Lead–Free Solderable: Yes
–S & –D (–02 Lead Style) SMT Lead Coplanarity:
(0,10 mm) .004" max (02-05)
(0,13 mm) .005" max (06-10)
(0,15 mm) .006" max (11-25)
–SH SMT Lead Coplanarity:
(0,15 mm) .006" max (02-25)

RECOGNITIONS

For complete scope of recognitions see www.samtec.com/quality

FILE NO. E111594

Note: Some lengths, styles and options are non-standard, non-returnable.

IPL1 – 1 – NO. PINS PER ROW – LEAD STYLE – PLATING OPTION – ROW OPTION – OPTION – K

02, 03, 04, 05, 06, 08, 10, 12, 15, 16, 20, 25 (Standard sizes)

–01 = Through-hole

–02 = Surface Mount

–L = 10µ" (0,25 µm) Gold on contact, Matte Tin on tail

–S = Single Row Vertical

–SH = Single Row Horizontal (–02 lead style only)

–D = Double Row Vertical

–RA = Right Angle (–01 lead style only)

–K = Keyed Polarization

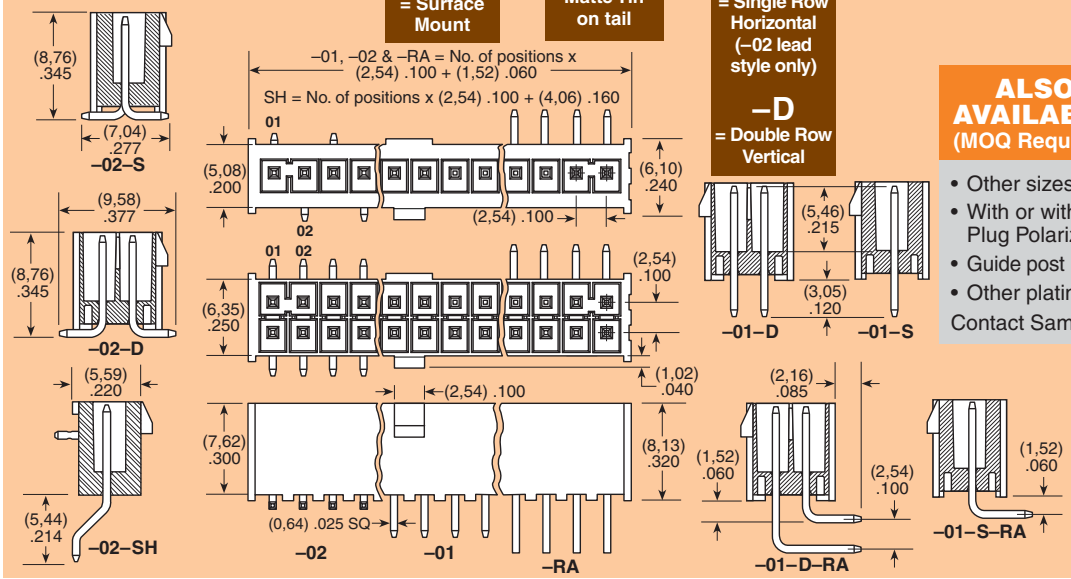

ALSO AVAILABLE (MOQ Required)

- Other sizes
- With or without Plug Polarization
- Guide post holes
- Other platings

Contact Samtec.

Due to technical progress, all designs, specifications and components are subject to change without notice.

SAMTEC USA • Tel: +1-800-SAMTEC-9 or +1-812-944-6733 **SAMTEC NORTHERN CALIFORNIA** • Tel: +1-408-395-5900 **SAMTEC SOUTHERN CALIFORNIA** • Tel: +1-800-726-8329
SAMTEC SOUTH AMERICA • Tel: +55 31 3786 3227 **SAMTEC UNITED KINGDOM** • Tel: +44 01236 739292 **SAMTEC GERMANY** • Tel: +49 (0) 89 / 89460-0
SAMTEC FRANCE • Tel: +33 1 60 95 06 60 **SAMTEC ITALY** • Tel: +39 039 6890337 **SAMTEC NORDIC/BALTIC** • Tel: +46 8 4477280 **SAMTEC BENELUX** • Tel: +44 01236 739292
SAMTEC ISRAEL • Tel: +972 3 7526600 **SAMTEC INDIA** • Tel: +91 80 3272 1612 **SAMTEC ANZ** • Tel: +613 9580 0683 **SAMTEC SINGAPORE** • Tel: +65 6745 5955 **SAMTEC JAPAN** • Tel: +81 45 475 1385
SAMTEC SHANGHAI • Tel: +86 21 6083 3766 **SAMTEC SHENZHEN** • Tel: +86 755 83776780 **SAMTEC TAIWAN** • Tel: +886 2 2735 6109 **SAMTEC HONG KONG** • Tel: +852 26904858 **SAMTEC KOREA** • Tel: +82 31 717 5685