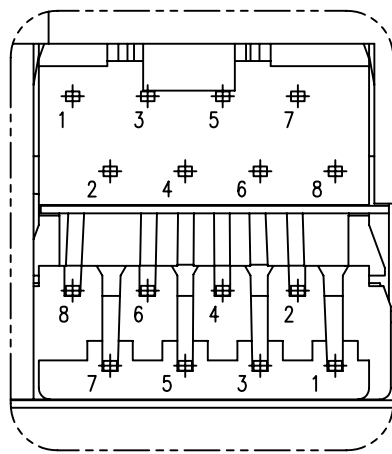
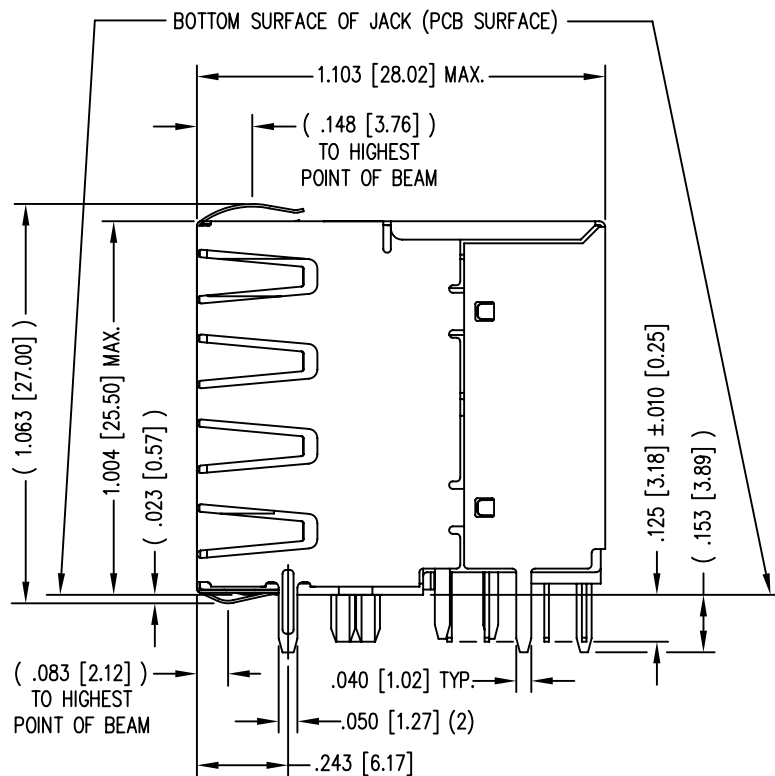
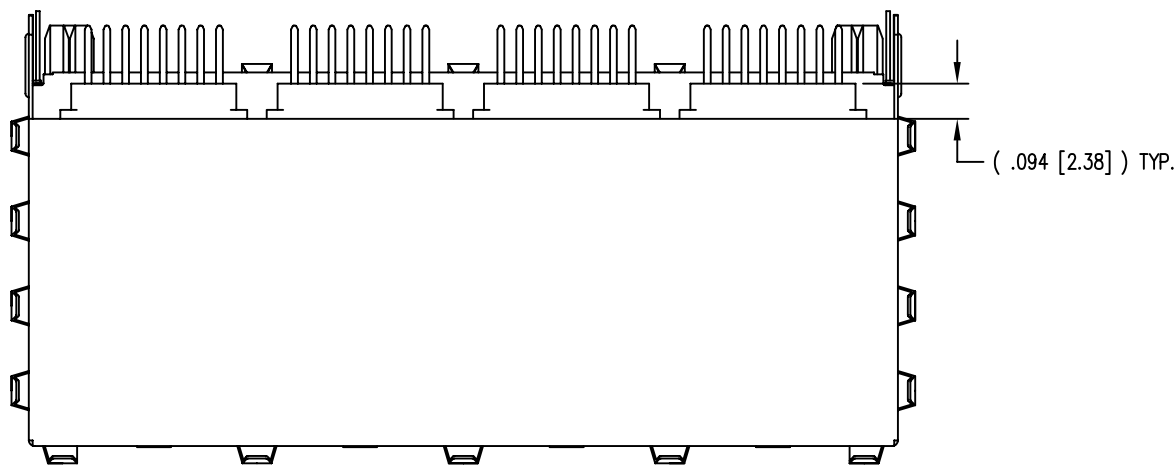
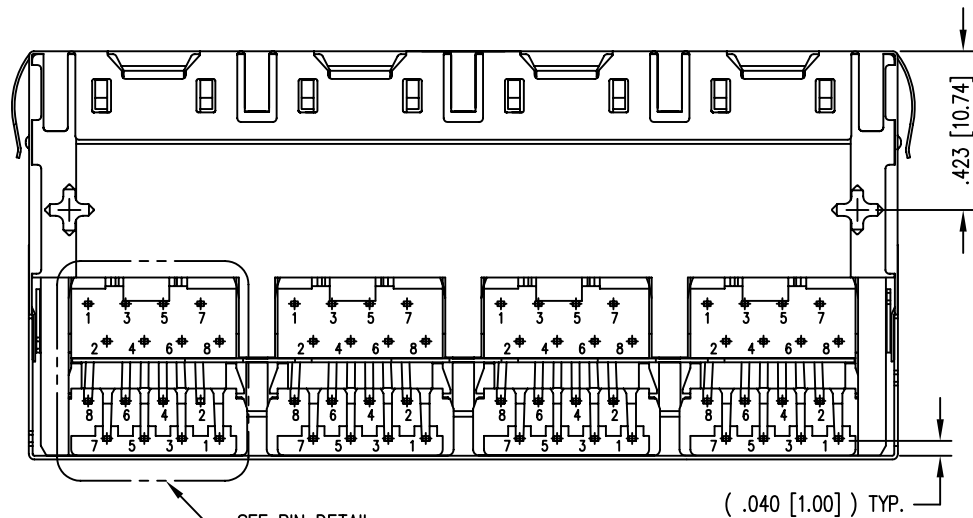
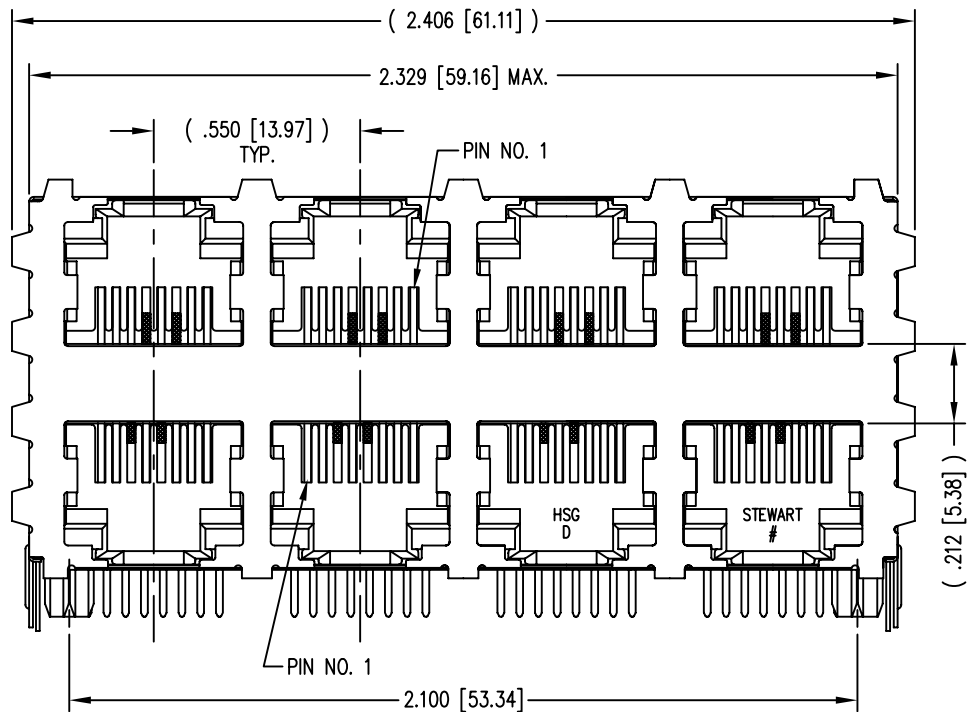



B

A

REV. 6/3/05



PIN DETAIL
TYP. ALL PORTS



THIRD ANGLE PROJECTION	
DO NOT SCALE DRAWING DRAWING IS SUBJECT TO CHANGE WITHOUT NOTICE	
DIMENSIONS: INCHES [METRIC]	
UNLESS OTHERWISE SPECIFIED TOLERANCES ARE ±.005 [0.13] ANGLES ARE ± 1°	
SHEET NO.	1 OF 2

50 MICRO-INCHES [1.27um]	SS-73100-002
CONTACT PLATING IN MATING AREA	PART NUMBER

Bel Stewart Connector

11118 Susquehanna Trail South
Glen Rock, PA 17327-9199
(717) 235-7512 Fax: (717) 235-7954 <http://www.stewartconnector.com>

TITLE: EIGHT CONTACT, EIGHT POSITION SHIELDED STACK JACK ENHANCED SHIELD, 8 PORT (4 ON 4)			
THIS DRAWING AND THE SUBJECT MATTER SHOWN THEREON ARE CONFIDENTIAL AND THE PROPRIETARY PROPERTY OF BEL STEWART CONNECTOR AND SHALL NOT BE REPRODUCED, COPIED, OR USED IN ANY MANNER WITHOUT PRIOR WRITTEN CONSENT OF BEL STEWART CONNECTOR. THE SUBJECT MATTER MAY BE PATENTED OR A PATENT MAY BE PENDING.		DRN BY: TRM	DATE 3-28-03
		APPD BY: RGC	DATE 4-2-03
		DWG NO. CT730052	REV. A4

DATE	REV	ECN	APP'D. BY
9-8-05	A2	7257	TRM
6-27-06	A3	7581	TRM
3-8-07	A4	7953	TRM

NOTES:

- CONNECTOR MATERIALS:
HOUSING: THERMOPLASTIC UL94 V-0
CONTACTS/SHIELD: COPPER ALLOY
CONTACT PLATING: SELECTIVE GOLD IN CONTACT AREA
SEE CHART FOR PART NUMBER
SHIELD PLATING: NICKEL OR TIN
- FOR PRODUCT SPECIFICATION SEE PRO22-01.
- DIMENSIONS AND TOLERANCES COMPLY WITH FCC/CFR 47, PART 68.
- THE SUGGESTED PANEL OPENING IS INTENDED TO GIVE
USER THE ABILITY TO HAVE REASONABLE JACK/PANEL
CLEARANCES, YET MAINTAIN GROUNDING CAPABILITY.
THESE VARIABLES CAN BE ADJUSTED IN EITHER DIRECTION
BUT MAY CARRY SOME CONSEQUENCES IN THE FORM OF
LOWER MATING FORCES OR TIGHTER ASSEMBLY TOLERANCES.
- DESIGNED FOR CATEGORY 5/5e APPLICATIONS.

B

A

1


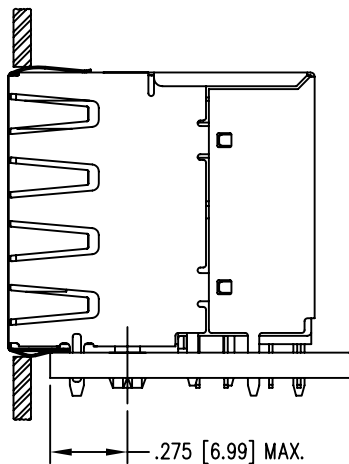
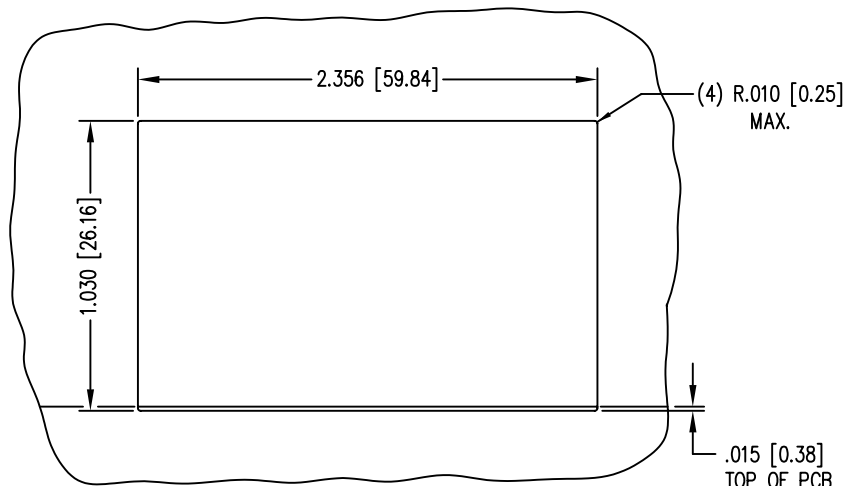
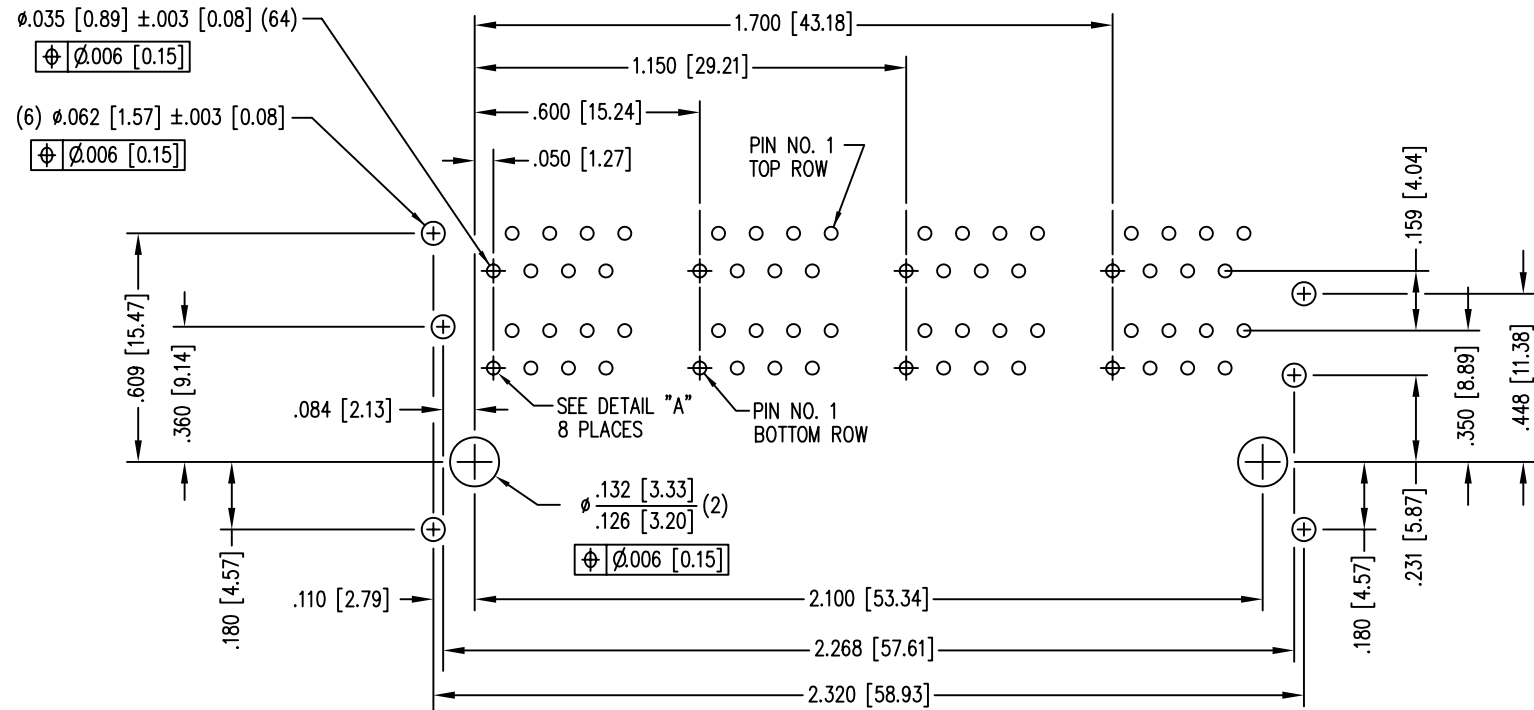
AutoCAD

B

A

REV. 6/3/05

2

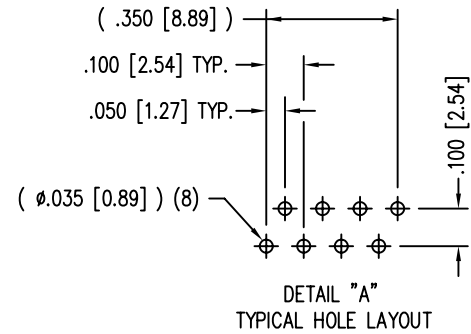


THIRD ANGLE PROJECTION		Bel Stewart Connector	
		11118 Susquehanna Trail South Glen Rock, PA 17327-9199 (717) 235-7512 Fax: (717) 235-7954 http://www.stewartconnector.com	
DO NOT SCALE DRAWING DRAWING IS SUBJECT TO CHANGE WITHOUT NOTICE		TITLE: EIGHT CONTACT, EIGHT POSITION SHIELDED STACK JACK ENHANCED SHIELD, 8 PORT (4 ON 4)	
DIMENSIONS: INCHES [METRIC]		THIS DRAWING AND THE SUBJECT MATTER SHOWN THEREON ARE CONFIDENTIAL AND THE PROPRIETARY PROPERTY OF BEL STEWART CONNECTOR AND SHALL NOT BE REPRODUCED, COPIED, OR USED IN ANY MANNER WITHOUT PRIOR WRITTEN CONSENT OF BEL STEWART CONNECTOR. THE SUBJECT MATTER MAY BE PATENTED OR A PATENT MAY BE PENDING.	
UNLESS OTHERWISE SPECIFIED TOLERANCES ARE $\pm .005 [0.13]$ ANGLES ARE $\pm 1^\circ$		DRN BY: TRM	DATE 3-28-03
SHEET NO. 2 OF 2		APPD BY: RGC	DATE 4-2-03
		DWG NO. CT730052	REV. A4

1

B

A



1

AutoCAD