THIS DRAWING IS UNPUBLISHED.
VERTRAULICHE UNVEROEFFENTLICHTE ZEICHNUNG
© COPYRIGHT 19- BY AMP INCORPORATED. ALL RIGHTS RESERVED. ALLE RECHTE VORBEHALTEN.

RELEASED FOR PUBLICATION ,19-.
FREI FUER VEROEFFENTLICHUNG

MATED WITH:
PASSEND ZU: –

| LOC | DIST |
|---|---|
| AI | – |

PROJECT NR.: A95-52007

REVISIONS / ABAENDERUNGEN

| P | LTR | DESCRIPTION / BESCHREIBUNG | DATE | DWN | APVD |
|---|---|---|---|---|---|
| | E1 | 966 658-3,1-...-1,1-...-2.1-...-3 hinzu | 13-MAY-97 | DD | – |
| | E2 | 2-966658-1,2-966658-2,2-966658-3 hinzu | 01-APR-98 | DD | – |
| | E3 | 3-966658-1,3-966658-2 hinzu | 11-APR-00 | KS | – |
| | E4 | 5-966658-1 bis 7-966658-5 hinzu, Verpackung def. | 09-MAY-00 | KS | – |
| | E5 | 7-966658-6 hinzu | 25JAN05 | GF | BL |
| | E6 | Material 2-966658-X und 7-966658-6 geändert | 16-AUG-06 | BL | – |
| | E7 | Note 8 added | 31-01-07 | BL | – |
| | E8 | Kontur an Werkzeug angepasst | 07-AUG-07 | BL | – |

## Kodierung A-F gezeichnet

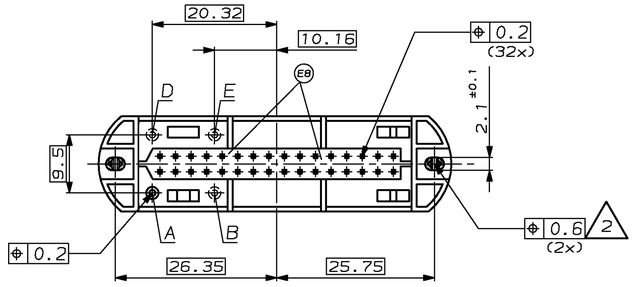


## Einzelheit "Y"

M 5:1

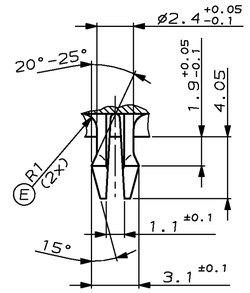


## Empfohlenes Leiterplatten Bohrbild

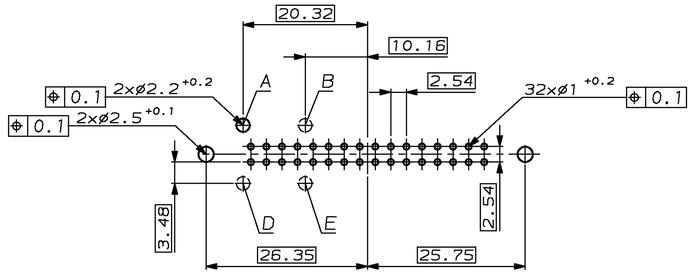


## Schnitt A-A

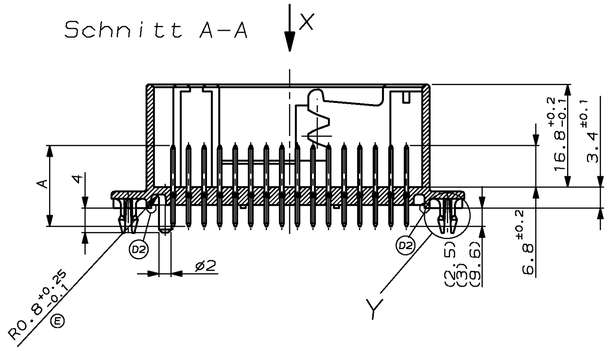


## Schnitt B-B

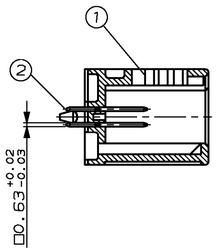


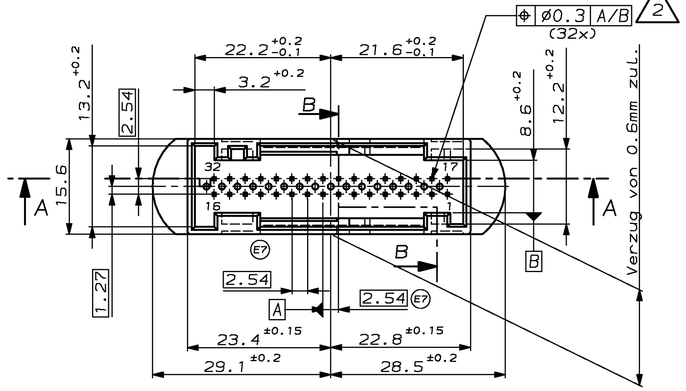


## Ansicht "X"

alle Kodierungen dargestellt

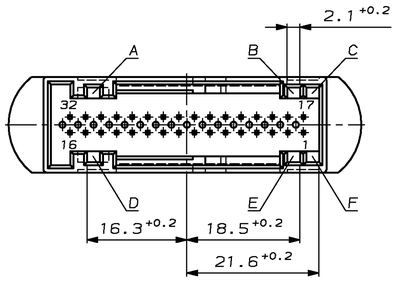


1 Ausfuehrung der Leiterplattenkodierung und der Kodiernuten, siehe Tabelle

2 Form -und Lagetoleranz; "Position" gilt nur fuer die entsprechenden Spitzen

3 Einwegverpackung: Produktträger in Karton

4 Kontaktbereich min. 0.8µm vergoldet
Lötbereich min. 2.5µm verzinnt

5 Mehrwegverpackung HELLA: Produktträger in Hella E1-Behälter MF 6320

6 Mehrwegverpackung Bosch: Produktträger in Bosch-Behälter 6000 515 033

7 Mehrwegverpackung VDO: Produktträger in VDO-Behälter MF 6170

E7 8 Oberfläche: 2.0µm - 4.0µm Sn über 1.27µm - 2.2µm Ni / galv. verzinnt, matt

| Kodierung: Verpackung | Leiterplattenseite | Steckseite ABC DEF | DIM A (mm) | Rev. | 9-.-9 BESTELL-NR. | 7-.-6 | 7-.-5 | 7-.-4 | 7-.-3 | 7-.-2 | 7-.-1 | 6-.-3 | 6-.-2 | 6-.-1 | 5-.-3 | 5-.-2 | 5-.-1 | 3-.-2 | 3-.-1 | 2- -3 | 2- -2 | 2- -1 | 1-.-3 | 1-.-2 | 1-.-1 | -3 | -2 | -1 | POS. | STÜCK | BENENNUNG EINZELTEIL | Rev. | WERKSTOFF | OBERFLÄCHE / FARBE/RAL Nr. |
|---|---|---|---|---|---|---|---|---|---|---|---|---|---|---|---|---|---|---|---|---|---|---|---|---|---|---|---|---|---|---|---|---|---|---|---|
| Einweg 3 | – | ABC DEF | 20.3 | E | X | | | | | | | | | | | | | | | | | | | | | | | | 2 | 32 | AMPMODU MODU II Stift □0.63 | H | CuSn6 | 4 |
| VDO 7 | D | C-D | 13.2 | B | | X | X | X | | | | X | X | X | X | X | X | X | X | X | X | X | | | | X | X | X | 2 | 32 | AMPMODU MODU II Stift □0.63 | A | CuSn6 | vorverzinnt 4 |
| VDO 7 | D | C-D | 13.2 | A | | | | | X | X | X | | | | | | | | | | | | X | X | X | | | | 2 | 32 | AMPMODU MODU II Stift □0.63 | H | CuSn6 | vorverzinnt 4 |
| VDO 7 | A | A-F | 13.2 | A | | | X | | | | | | | | | | | X | | | | | | | | | | | 1 | 1 | 32pol.Stiftwanne | E | PBT-GF | blau 5010 |
| VDO 7 | E | A,C,E | 12.7 | E | | | | X | | | | | | | | | | | X | | | | | | | | | | 1 | 1 | 32pol.Stiftwanne | E | PBT-GF | grün 6016 |
| VDO 7 | D | C-D | 12.7 | E | | | | | | | | | | | | | | | | X | | | | | | | | | 1 | 1 | 32pol.Stiftwanne | B | PPA-GF30 | grau 7036 |
| VDO 7 | A | A-F | 12.7 | E | | X | | | | | | | | | | | | | | | X | | | | | | | | 1 | 1 | 32pol.Stiftwanne | B | PPA-GF30 | blau 5012 |
| Bosch 6 | E | A,C,E | 13.2 | E | | | | | | | | | | | | | | | | | | X | | | | | | | 1 | 1 | 32pol.Stiftwanne | B | PPA-GF30 | grün 6018 |
| Bosch 6 | D | C-D | 13.2 | E | | | | | X | | | X | | | X | | | | | | | | X | | | X | | | 1 | 1 | 32pol.Stiftwanne | E | PBT-GF | grau 7036 |
| Bosch 6 | A | A-F | 13.2 | E | X | | | | | | | | | | | | | | | | | | | | | | | | 1 | 1 | 32pol.Stiftwanne | E | PBT-GF | violett 4006 |
| Hella 5 | E | A,C,E | 13.2 | E | | | | | | X | | | X | | | X | | | | | | | | X | | | X | | 1 | 1 | 32pol.Stiftwanne | E | PBT-GF | blau 5012 |
| Hella 5 | D | C-D | 13.2 | E | | | | | | | X | | | X | | | X | | | | | | | | X | | | X | 1 | 1 | 32pol.Stiftwanne | E | PBT-GF | grün 6018 |
| Hella 5 | A | A-F | 13.2 | E | | | | | | | | | | | | | | | | | | | | | | | | | | | | | | |
| Einweg 3 | D | C-D | 13.2 | A | | | | | | | | | | | | | | | | | | | | | | | | | | | | | | |
| Einweg 3 | A | A-F | 13.2 | A | | | | | | | | | | | | | | | | | | | | | | | | | | | | | | |
| Einweg 3 | E | A,C,E | 13.2 | B | | | | | | | | | | | | | | | | | | | | | | | | | | | | | | |
| Einweg 3 | D | C-D | 13.2 | B | | | | | | | | | | | | | | | | | | | | | | | | | | | | | | |
| Einweg 3 | A | A-F | 13.2 | B | | | | | | | | | | | | | | | | | | | | | | | | | | | | | | |
| Einweg 3 | E | A,C,E | 12.7 | E | | | | | | | | | | | | | | | | | | | | | | | | | | | | | | |
| Einweg 3 | D | C-D | 12.7 | E | | | | | | | | | | | | | | | | | | | | | | | | | | | | | | |
| Einweg 3 | A | A-F | 12.7 | E | | | | | | | | | | | | | | | | | | | | | | | | | | | | | | |
| Einweg 3 | E | A,C,E | 13.2 | E | | | | | | | | | | | | | | | | | | | | | | | | | | | | | | |
| Einweg 3 | D | C-D | 13.2 | E | | | | | | | | | | | | | | | | | | | | | | | | | | | | | | |
| Einweg 3 | A | A-F | 13.2 | E | | | | | | | | | | | | | | | | | | | | | | | | | | | | | | |

| DWN | 29-AUG-95 K.Sellen |
|---|---|
| CHK | 14-FEB-95 B.Kirsch |
| APVD | – |
| PRODUCT SPEC / PRODUKTSPEZ. | – |
| APPLICATION SPEC / VERARBEITUNGSSPEZ. | – |
| WEIGHT / GEWICHT | – |

THIS DRAWING IS A CONTROLLED DOCUMENT FOR AMP INCORPORATED. IT IS SUBJECT TO CHANGE AND THE CONTROLLING DREPRODUCTION. ORIGINATOR SHOULD BE CONTACTED FOR THE LATEST REVISION. DIESES ZEICHNUNGSDOKUMENT WIRD DURCH AMP INCORPORATED KONTROLLIERT. ABGEANDERT. ES IST DER TECHNISCHEN VERTRAULICHKEIT STEHEN. BITTE WENDEN SIE SICH ZUERST ZU EINER ABGEANDERTEN FASSUNG DES DOKUMENTS.

DIMENSIONS: DIMENSIONEN: mm

TOLERANCES UNLESS OTHERWISE SPECIFIED: ALLGEMEINTOLERANZEN n. DIN 16901 - 140
0 PLC ±1
1 PLC ±1
2 PLC ±1
3 PLC ±1
ANGLES/WINKEL ±2°
FINISH/OBERFLAECHE/FARBE –

MATERIAL –

tyco Electronics AMP GmbH
D - 64625 Bensheim

NAME: AMPMODU MODU II Stiftleiste, ASSY, 2x16pol.

SIZE A1 | CAGE CODE 00779 | DRAWING NO / ZEICHNUNGS-NR. C-966658 | RESTRICTED TO / NUR FUER –

MASSSTAB 2:1 | BLATT 1 OF 1 VON 1 | REV E8

CUSTOMER DRAWING /KUNDENZEICHNUNG

Not the LATEST REVISION