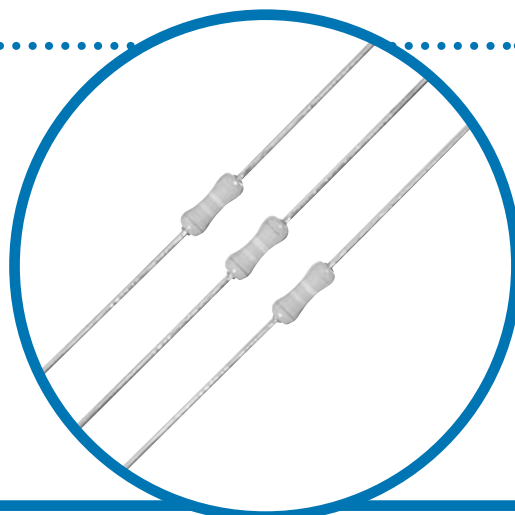


## WL4 Series

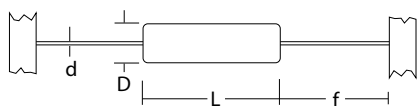
- **Insulated body allows WL4 to be passed over tracks without short circuiting**
- **Can be tape mounted for auto-insertion machines**
- **Removes the need for double sided PC boards in some cases**



## Electrical Data

		WL4	Notes
Resistance A	ohms	0.007 max.	Measured @ 6mm from body
Resistance B	ohms	0.012 max.	Measured across full length of body termination wires
Current carrying capacity	amps	5 max.	
Isolation voltage	volts	500	dc or ac peak
Insulation resistance	ohms	> 1G	

## Physical Data

Dimensions (mm)							
Type	L Max	D Max	f min	d nom	PCB mounting centres	Min. bend radius	
WL4	6.2	2.5	21.0	0.6	10.2	0.6	

### Construction

Termination wires are welded to a very low resistance body. The body is then protected by a moisture resistance high dielectric strength coating applied so that the terminations remain completely clear. This permits a well defined body length (clean lead to clean lead dimension L).

### Materials

**Material** Solder-coated copper wire.

**Strength** The materials meet the requirements of IEC 68.2.21

**Solderability** The terminations meet the requirements of IEC 115-1, Clause 4.17.3.2

### Marking

Resistors are marked with two yellow bands placed centrally on the body.

### Solvent Resistance

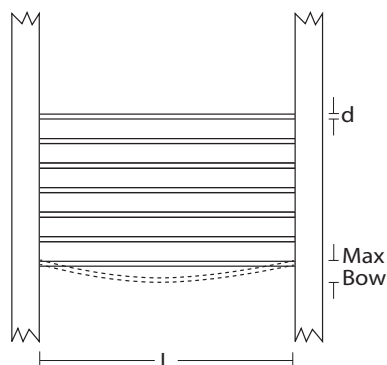
The body protection and marking are resistant to all normal industrial cleaning solvents suitable for printed circuits.

### General Note

TT electronics reserves the right to make changes in product specification without notice or liability. All information is subject to TT electronics' own data and is considered accurate at time of going to print.

Jumper Resistors

Dimensions (mm)			
Type	L max	d nom	Max. bow
WLT0652	52	0.6	1.0
WLT0752	52	0.7	1.0
WLT0852	52	0.8	1.0

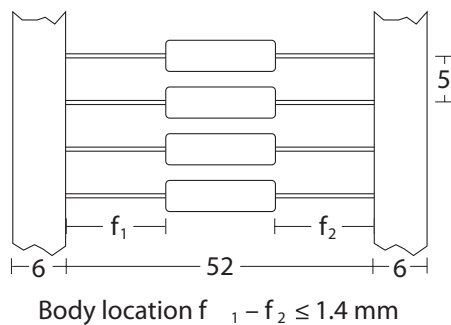


Marking

All wire links are supplied tape packed ready for loading onto automatic sequencing and insertion machines.

The standard taping method and critical dimensions are shown below. Component wires will not protrude beyond the outside edge of the tapes.

Alternative packaging available by request.



Standard Quantities Per Package

Type	WL4	WLT0652	WLT0752	WLT0852
Ammo pack	5000	7500	5000	5000

Ordering Procedure

Example: WL4 tape packed in a box of 5000 pieces –

Type \_\_\_\_\_

Dummy value and tolerance \_\_\_\_\_

Packing \_\_\_\_\_

**WL4 – R005J I**

I	Ammo	WLT0652	7500/box	Standard
		WL4,WLT0752, WLT0852	5000/box	

General Note

TT electronics reserves the right to make changes in product specification without notice or liability.  
All information is subject to TT electronics' own data and is considered accurate at time of going to print.