




# Probably the „fastest“ enclosure in the world





Sample configuration



# Vitaro®



Vitaro can be assembled within less than 60 seconds.



## 19" enclosure system **Vitaro**

- universal enclosure system:
  - 19" enclosure
  - universal enclosure
  - desktop enclosure 95 HP
  - wall-mounting enclosure
- extremely short assembly time
- no screws required for assembly due to special fixing system\*
- attractive design
- light aluminium construction
- stackable
- integrated handles
- assembly kit system requiring minimum storage and transportation space
- various expansion options
- modular accessories
- protection system IP 20
- special models available on request

**\*Note:** Enclosures can also be assembled using screws.



## One basic enclosure, four options



### Model 1: 19" enclosure 3/4/6 U

The enclosure has vertical mountings that are inserted without tools and is ready for you to install 19" components.

Installation dimensions comply with IEC 297-1.



### Model 2: universal enclosure

We can customise this universal enclosure to your requirements on request, whether you require stamps, embossing or printing.



### Model 3: desktop enclosure 95 HP, 3/4/6 U

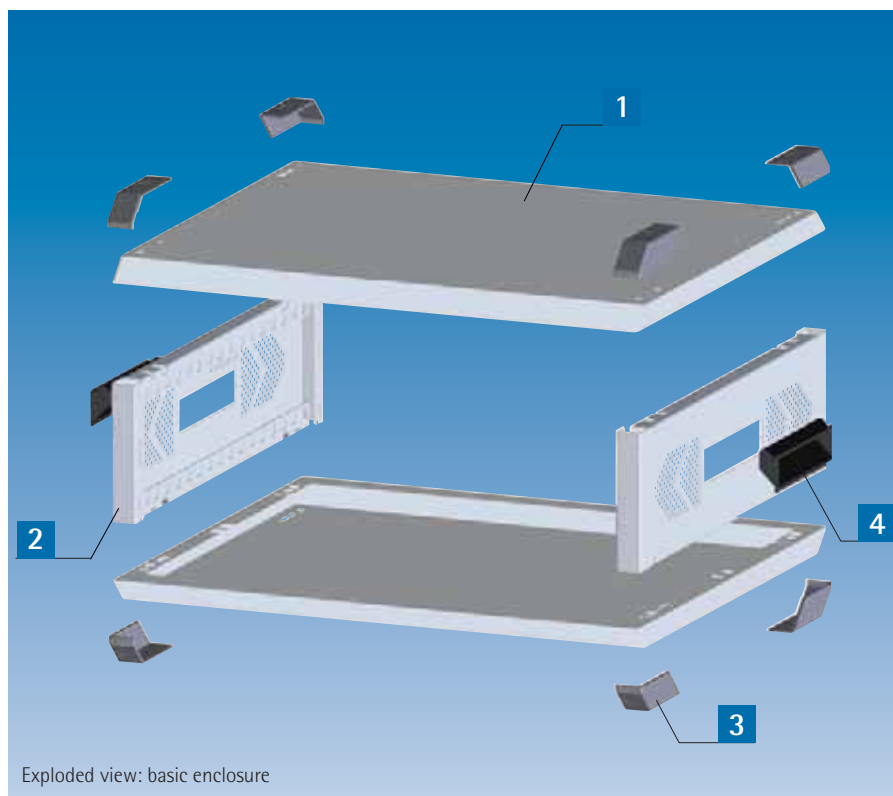
You can also install subracks without tools, creating a desktop enclosure for installing euro board or other customised electronic components.

Installation dimensions comply with IEC 297-3.



### Model 4: wall-mounting enclosure

You can use a wall mounting set (see page 13) to transform enclosure models 1-3 into wall-mounting enclosures.



Exploded view: basic enclosure

## Specifications

### Application:

Can be used as a 19" enclosure, desktop enclosure, wall-mounting enclosure or universal enclosure for customised use; ideal for installing 19" components in compliance with IEC 297-1 resp. 297-3-101.

### Construction:

A shell construction with plug-in tab system; no tools required for assembly. 4 screws can be used for extra security. (included in delivery)

### Material:

Aluminium

### Finish:

Side panels:  
RAL 7035 light grey  
Top/bottom panels:  
RAL 7037 dust grey

**Protection system:** IP 20

## Order information

1. Select a basic enclosure from the table based on the height and depth you need.
2. Select an appropriate expansion kit (see next page) based on the technical use of the enclosure.
3. General and model-specific accessories can be found beginning on page 13.

## *Vitaro* basic enclosure

### Included in delivery

Item	Pc.	Description
1	2	Top/bottom shells
2	2	Side panels
3	8	Decorative corners, stackable
4	1	Assembly set: 4 enclosure feet, 2 handles, 4 retaining screws

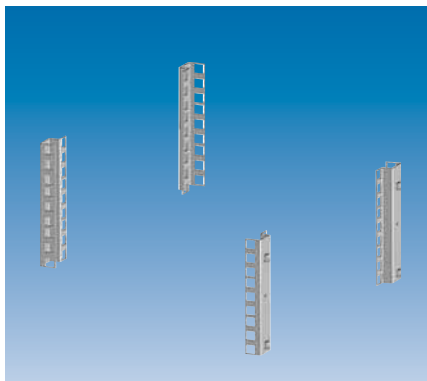
### Order information

Description	Part no.		
	D=350 mm	D=450 mm	D=550 mm
Basic enclosure 3 U	19-5313-00	19-5413-00	19-5513-00
Basic enclosure 4 U	19-5314-00	19-5414-00	19-5514-00
Basic enclosure 6 U	19-5316-00	19-5416-00	19-5516-00

**Note:** Available depth d=D-46 mm, enclosure width W = 537 mm • Additional enclosure sizes (e.g. 84 HP, 63 HP, 42 HP) are available on request.



## *Vitaro* expansion set 19" enclosures



You can transform the basic enclosure into a full 19" enclosure using plug-in vertical mountings. No tools are required.

**Note:** Please order rear panel separately (see below: Accessories 19" enclosures).

### Order information


#### Included in delivery

Item	Pc.	Description
1	4	Vertical mounting

Expansion set	Part no.
3 U	19-5053-00
4 U	19-5054-00
6 U	19-5056-00

### Accessories 19" enclosures

#### 19" rear panel

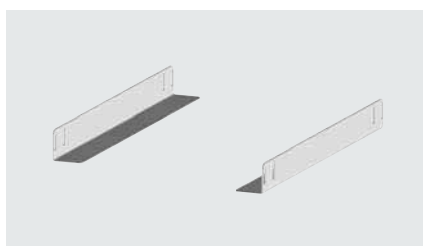


- ventilated or solid
- assembly material included

**Finish:** RAL 7035 light grey

H	Part no.	
	solid	ventilated
3 U	19-5023-00	19-5023-10
4 U	19-5024-00	19-5024-10
6 U	19-5026-00	19-5026-10

#### Sliding rails, adjustable height

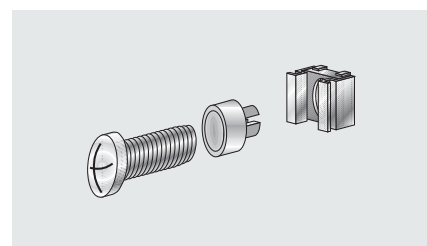


- assembly material included

**Load capacity:** 15 kg/pair

Description	Part no. (pair)
for D=350 mm	19-5382-00
for D=450 mm	19-5482-00
for D=550 mm	19-5582-00

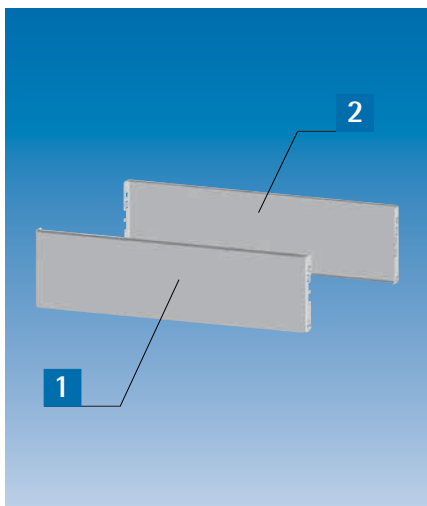
#### Screw set M 5 (50-fold)



- includes:  
50 captive nuts, M5  
50 screws, M5 x 12  
50 decorative washers, M5 with collar

Part no. (set)
630-991

## *Vitaro* expansion set universal enclosure



You can customise our basic enclosure using customisable front and rear panels (screens, stamps, embossing).

**Note:** You can find plug-in installation/ mounting plates for horizontal and vertical installation in the accessories section on page 13.

#### Included in delivery

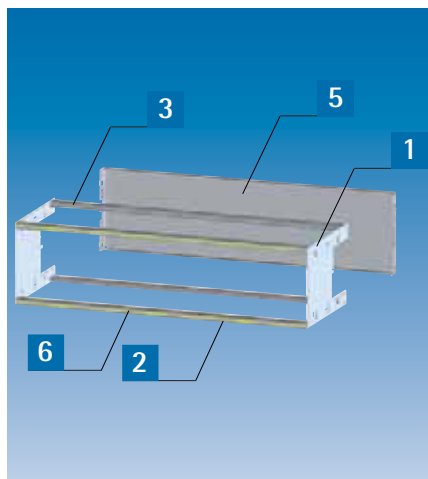
Item	Pc.	Description
1	1	Front panel, plug-in
2	1	Rear panel, plug-in

### Order information

Expansion set	Part no.
3 U	19-5063-00
4 U	19-5064-00
6 U	19-5066-00



## Vitaro® expansion set desktop enclosure 95 HP



By use of the Vitaro expansion kit, the enclosure can be easily modified to a desktop enclosure for IEC 297-3 plug-in components using subracks. No tools are required for assembly. Subracks are ideal for installing euro boards with 160 mm or 220 mm depths and BUS boards.

### Included in delivery

Item	Pc.	Description
1	2	Side panels
2	2	Standard module rails
3	2	BUS module rails
4	1	BUS support rail (for 6 U only/without fig.)
5	1	Rear panel
6	4	Threaded inserts M 2,5

### Order information

Expansion set		Part no.
D=160 mm	3 U	19-5083-00
D=160 mm	4 U	19-5084-00
D=160 mm	6 U	19-5086-00
D=220 mm	3 U	19-5083-30
D=220 mm	4 U	19-5084-30
D=220 mm	6 U	19-5086-30

### Accessories desktop enclosure

#### Front panel 95 HP



- assembly material included

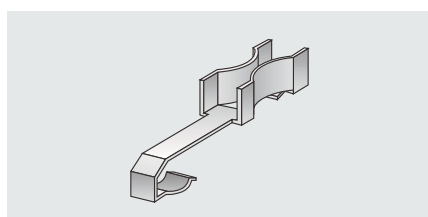
**Finish:** anodised

**Material:** Aluminium 2,5 mm

Can be customised on request!

Description	Part no.
3 U	19-5395-00
4 U	19-5495-00
6 U	19-5695-00


#### Contact spring for card guide



- creates conductive connection between PCB and module rail
- for clipping on card guides 24-0401-30 or 24-0406-30 (two contact springs per card guide are needed)

<b>Part no. (50 pieces)</b>
24-0400-30

#### Fan unit 11 HP



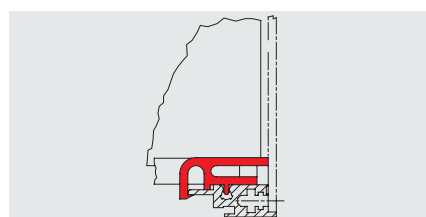
- for front installation
- with 2 built-in 12V fans
- flow rate: 2 x 13.5 m³/h
- noise level: 29dB(A)
- assembly material included

**Finish:** anodised

**Material:** Aluminium 2,5 mm

Description	Part no.
3 U	19-5083-20
4 U	19-5084-20
6 U	19-5086-20


#### Card lock



- secures PCB from slipping out
  - easy snap-on mounting
- Material:** Plastic, flammability tested acc. to UL 94 V-0

<b>Part no. (1 piece)</b>
250-716

#### Card guide (50 pc.)



- for 160mm and 220mm deep euro board

**Finish:** similar to RAL 7035 light grey

**Material:** Plastic, flammability tested acc. to UL 94 V-0

For card depth	Part no. (50 pc.)
D=160 mm	24-0401-30
D=220 mm	24-0406-30





## **Vitaro** general accessories

### Door with plexiglass pane, plug-in

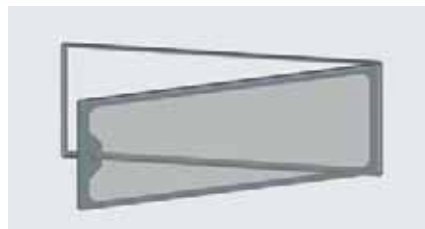


- with plexiglass pane and cylinder sash fastener
- demountable without tools

Finish: RAL 7035 light grey

Description	Part no.
3 U	19-5073-00
4 U	19-5074-00
6 U	19-5076-00


### Swing door with frame



- to be screwed onto the enclosure
- with plexiglass pane and cylinder sash fastener

Description	Part no.
3 U	19-5073-12
4 U	19-5074-12
6 U	19-5076-12

### Mounting plate, plug-in




- for vertical mounting
- can be inserted at different depths

**Note:** The mounting plate 3 U can also be installed horizontally in all enclosure sizes as a shelf.

Description	Part no.
3 U	19-5063-02
4 U	19-5064-02
6 U	19-5066-02

### Earthing set



- for earth connection of all enclosure parts in compliance with VDE

Description	Part no. (set)
19" enclosure	19-5080-10
Desktop enclosure	19-5080-12
Universal enclosure	19-5080-12

### Blind cover set



- for extension components installed 50mm towards the rear
- 2 horizontal and 2 vertical panels incl.
- self-locking, no assembly material required

Description	Part no.
3 U	19-5083-10
4 U	19-5084-10
6 U	19-5086-10

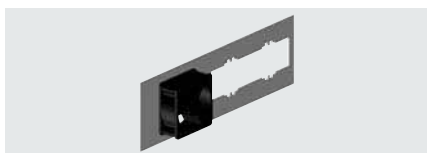
### Wall mounting set



- fits all Vitaro models
- no tools required for mounting brackets to the enclosure

Description	Part no. (set)
for D=350 mm	19-5380-00
for D=450 mm	19-5480-00
for D=550 mm	19-5580-00

### Fan support with 12V fan



- plugs into the side wall
- high-quality **PAPST** -fan
- flow rate: 40m3/h
- noise level: 40dB (A)

Description	Part no.
for D=350 mm	19-5380-10
for D=450 mm	19-5480-10
for D=550 mm	

### Prop-up and carrying handle



- handle can be set in 30° steps by pressing a button to snap it into place

#### Finish:

Handle:

RAL 9011 graphite black

Handle profile: anodised

Button, screw blind: plastic, black

Carrying capacity: 50 kg

Part no.
19-5080-30