

CNC1S101 (ON3131), CNZ3132 (ON3132), CNZ3133 (ON3133), CNZ3134 (ON3134)

Optoisolators

■ Overview

CNC1S101 is a DIL type 4-pin single-channel optoisolator which is housed in a small package. This optoisolator series also includes the two channel CNZ3132, the three-channel CNZ3133, and the four-channel 3134.

The CNC1S101 series has a number of good features, including high I/O isolation voltage and current transfer ratio (CTR), as well as high speed response.

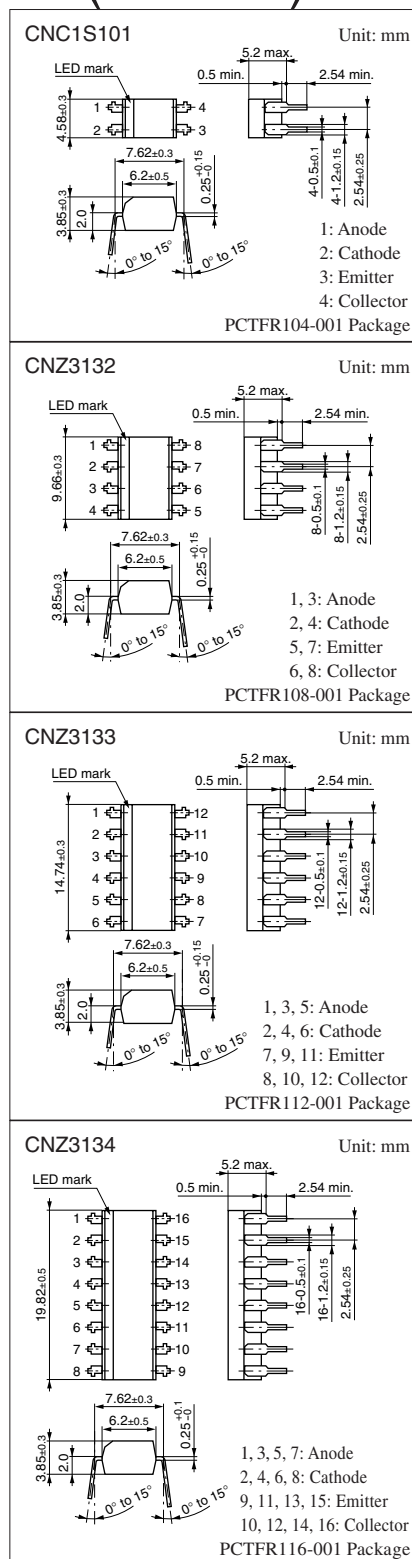
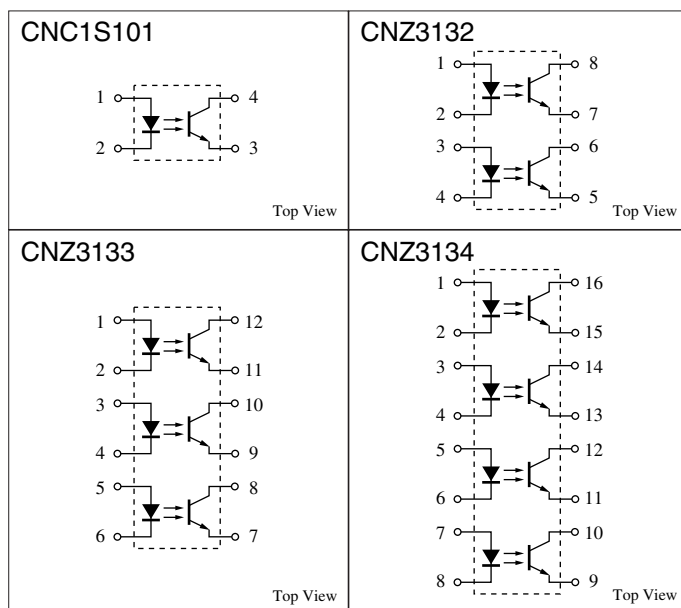
■ Features

- High current transfer ratio: CTR $\geq 100\%$
- High I/O isolation voltage: $V_{ISO} = 5\,000\text{ V[rms]}$ (min.)
- Fast response: $t_r = 2\text{ }\mu\text{s}$, $t_f = 3\text{ }\mu\text{s}$ (typ.)
- Collector-emitter cutoff current (Base open): $I_{CEO} \leq 100\text{ nA}$
- UL listed (UL File No. E79920)

■ Applications

- Switching power supply
- Computer terminal equipment
- System equipment, measuring equipment
- Telephones, copier, vending machines
- Televisions, VCRs, and other consumer electronics products
- Medical equipment and physical and chemical equipment
- Signal transmission between circuits with different potentials and impedances

■ Pin Connection



Note) The part numbers in the parenthesis show conventional part number.

■ Absolute Maximum Ratings $T_a = 25^\circ\text{C}$

Parameter		Symbol	Rating	Unit
Input (Light emitting diode)	Reverse voltage	V_R	6	V
	Forward current	I_F	50	mA
	Pulse forward current *1	I_{FP}	1	A
	Power dissipation *2	P_D	75	mW
Output (Photo transistor)	Collector-emitter voltage (Base open)	V_{CEO}	80	V
	Emitter-collector voltage (Base open)	V_{ECO}	7	V
	Collector current	I_C	50	mA
	Collector power dissipation *3	P_C	150	mW
Isolation voltage, input to output *4		V_{ISO}	5 000	V[rms]
Total power dissipation		P_T	200	mW
Operating ambient temperature		T_{opr}	-30 to +100	$^\circ\text{C}$
Storage temperature		T_{stg}	-55 to +125	$^\circ\text{C}$

Note) *1: Pulse width $\leq 100\ \mu\text{s}$, repeat 100 pps*2: Input power derating ratio is
0.75 mW/ $^\circ\text{C}$ at $T_a \geq 25^\circ\text{C}$ *3: Output power derating ratio is
1.5 mW/ $^\circ\text{C}$ at $T_a \geq 25^\circ\text{C}$

*4: AC 1 min., RH < 60%

■ Electrical-Optical Characteristics $T_a = 25^\circ\text{C} \pm 3^\circ\text{C}$

Parameter			Symbol	Conditions	Min	Typ	Max	Unit
Input characteristics	Forward voltage		V _F	I _F = 50 mA		1.35	1.50	V
	Reverse current		I _R	V _R = 3 V			10	μA
	Terminal capacitance		C _t	V _R = 0 V, f = 1 MHz		15		pF
Output characteristics	Collector-emitter voltage (Base open)		V _{CEO}	I _C = 100 μA	80			V
	Emitter-collector voltage (Base open)		V _{ECO}	I _E = 10 μA	7			V
	Collector-emitter cutoff current (Base open)		I _{CEO}	V _{CE} = 20 V		5	100	nA
	Collector-emitter capacitance		C _C	V _{CE} = 10 V, f = 1 MHz		10		pF
Transfer characteristics	DC current transfer ratio *1	CNZ3132	CTR	V _{CE} = 5 V, I _F = 5 mA	100		600	%
		CNZ3133						
		CNZ3134						
		CNC1S101 *4			80		600	
	Isolation capacitance, input to output		C _{ISO}	f = 1 MHz		0.7		pF
	Isolation resistance, input to output		R _{ISO}	V _{ISO} = 500 V	10 ¹¹			Ω
	Rise time *2		t _r	V _{CC} = 10 V, I _C = 2 mA		2		μs
	Fall time *3		t _f	R _L = 100 Ω		3		μs
	Collector-emitter saturation voltage		V _{CE(sat)}	I _F = 20 mA, I _C = 1 mA		0.1	0.2	V

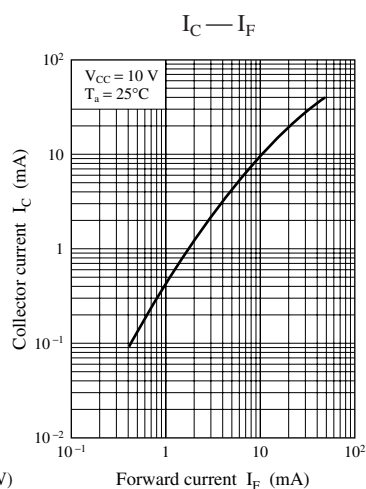
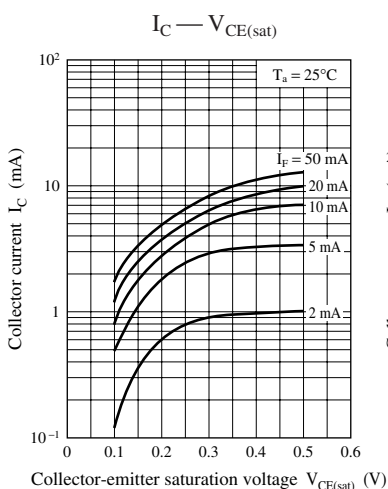
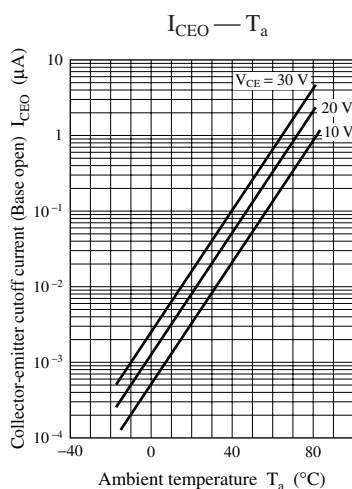
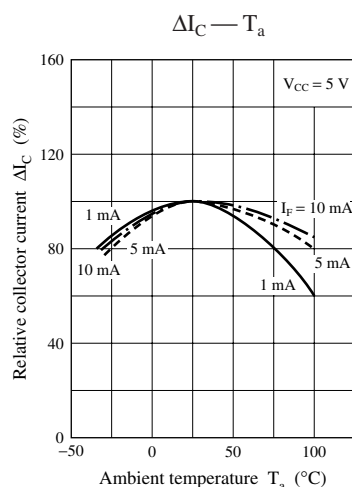
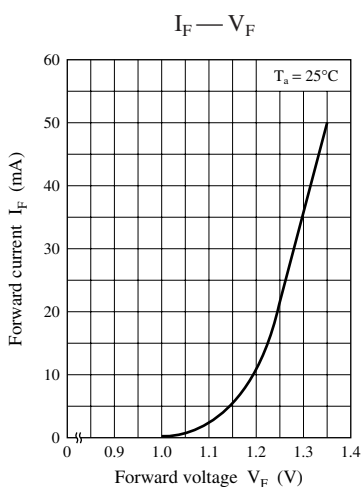
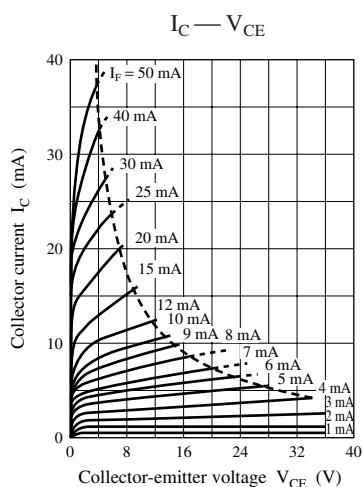
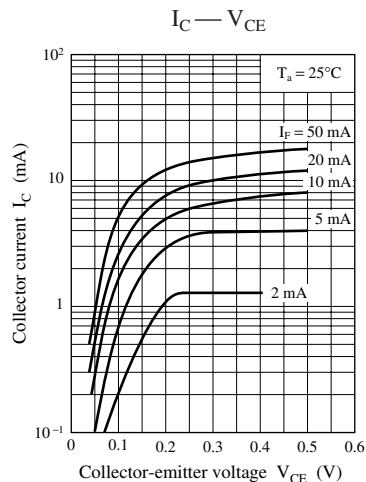
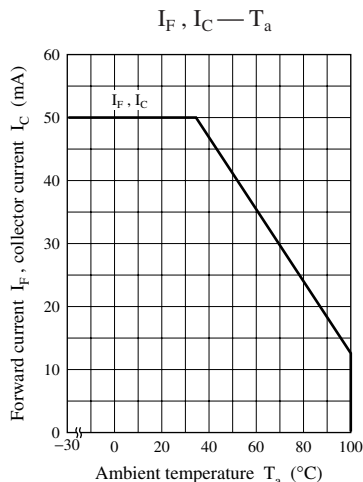
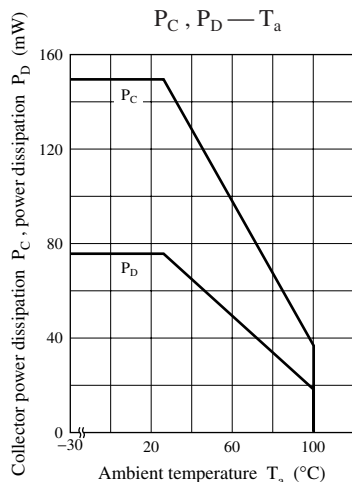
Note) 1. Input and output are handled electrically.

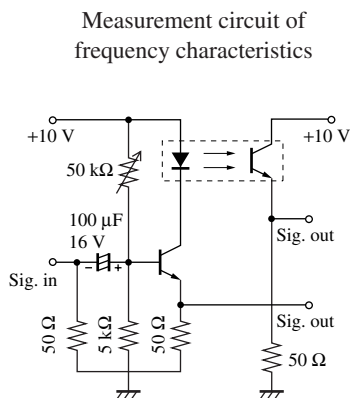
2. This product is not designed to withstand radiation

3. *1:
$$\text{CTR} = \frac{I_C}{I_F} \times 100\%$$
*2: t_r : Time required for the collector current to increase from 10% to 90% of its final value*3: t_f : Time required for the collector current to decrease from 90% to 10% of its initial value

*4: Rank classification

Rank	R	S	V	No-rank
CTR (%)	100 to 300	200 to 600	80 to 130	100 to 600





Caution for Safety



■ This product contains Gallium Arsenide (GaAs).

GaAs powder and vapor are hazardous to human health if inhaled or ingested. Do not burn, destroy, cut, cleave off, or chemically dissolve the product. Follow related laws and ordinances for disposal. The product should be excluded from general industrial waste or household garbage.

Request for your special attention and precautions in using the technical information and semiconductors described in this book

- (1) If any of the products or technical information described in this book is to be exported or provided to non-residents, the laws and regulations of the exporting country, especially, those with regard to security export control, must be observed.
- (2) The technical information described in this book is intended only to show the main characteristics and application circuit examples of the products, and no license is granted under any intellectual property right or other right owned by our company or any other company. Therefore, no responsibility is assumed by our company as to the infringement upon any such right owned by any other company which may arise as a result of the use of technical information described in this book.
- (3) The products described in this book are intended to be used for standard applications or general electronic equipment (such as office equipment, communications equipment, measuring instruments and household appliances).
Consult our sales staff in advance for information on the following applications:
 - Special applications (such as for airplanes, aerospace, automobiles, traffic control equipment, combustion equipment, life support systems and safety devices) in which exceptional quality and reliability are required, or if the failure or malfunction of the products may directly jeopardize life or harm the human body.
 - Any applications other than the standard applications intended.
- (4) The products and product specifications described in this book are subject to change without notice for modification and/or improvement. At the final stage of your design, purchasing, or use of the products, therefore, ask for the most up-to-date Product Standards in advance to make sure that the latest specifications satisfy your requirements.
- (5) When designing your equipment, comply with the range of absolute maximum rating and the guaranteed operating conditions (operating power supply voltage and operating environment etc.). Especially, please be careful not to exceed the range of absolute maximum rating on the transient state, such as power-on, power-off and mode-switching. Otherwise, we will not be liable for any defect which may arise later in your equipment.
 - ☐ Even when the products are used within the guaranteed values, take into the consideration of incidence of break down and failure mode, possible to occur to semiconductor products. Measures on the systems such as redundant design, arresting the spread of fire or preventing glitch are recommended in order to prevent physical injury, fire, social damages, for example, by using the products.
- (6) Comply with the instructions for use in order to prevent breakdown and characteristics change due to external factors (ESD, EOS, thermal stress and mechanical stress) at the time of handling, mounting or at customer's process. When using products for which damp-proof packing is required, satisfy the conditions, such as shelf life and the elapsed time since first opening the packages.
- (7) This book may be not reprinted or reproduced whether wholly or partially, without the prior written permission of Matsushita Electric Industrial Co., Ltd.

- ☐ If you have any inquiries or questions about this book or our semiconductor products, please contact one of our sales offices listed on the back or Semiconductor Company's Department.