

INTRODUCTION:

Adam Tech Straight PCB tail High Density D-Sub connectors are a popular interface for many I/O applications. Offered in 15, 26, 44, 62 and 78 positions they are a good choice for a low cost industry standard high density connection. Adam Tech connectors are manufactured with precision stamped contacts offering a choice of contact plating and a wide selection of mating and mounting options.

FEATURES:

- High Density pin count in standard size shell
- Industry standard compatibility
- Durable metal shell design
- Precision formed contacts
- Variety of Mating and mounting options

MATING CONNECTORS:

Adam Tech high density D-Subminiatures and all industry standard high density D-Subminiature connectors.

SPECIFICATIONS:

Material:

Standard insulator: PBT, 30% glass reinforced, rated UL94V-0
Optional Hi-Temp insulator: Nylon 6T rated UL94V-0
Insulator Colors: Black (White optional)
Contacts: Phosphor Bronze
Shell: Steel, Tin or Zinc plated
Hardware: Brass, Nickel plated

Contact Plating:

Gold flash (15 and 30 μ in optional) over Nickel underplate overall.

Electrical:

Operating voltage: 250V AC / DC max.
Current rating: 5 Amps max.
Contact resistance: 20 m Ω max. initial
Insulation resistance: 5000 M Ω min.
Dielectric withstanding voltage: 1000V AC for 1 minute

Mechanical:

Insertion force: 0.75 lbs max
Extraction force: 0.44 lbs min

Temperature Rating:

Operating temperature: -55°C to +105°C
Soldering process temperature:
Standard insulator: 235°C
Hi-Temp insulator: 260°C

PACKAGING:

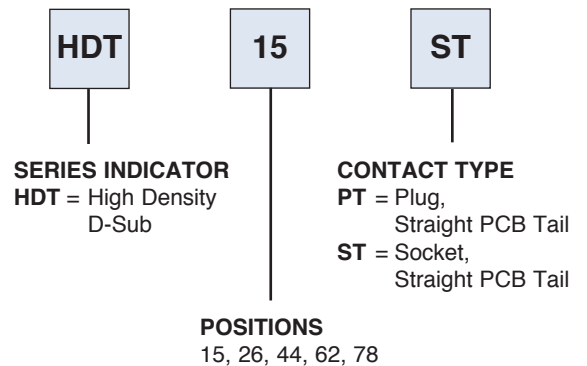
Anti-ESD plastic trays

APPROVALS AND CERTIFICATIONS:

UL Recognized & CSA Certified, File no. E224053



ORDERING INFORMATION



OPTIONS:

Add designator(s) to end of part number

WT = White color insulator
HT = Hi-Temp insulator for Hi-Temp soldering processes up to 260°C

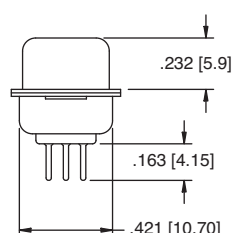
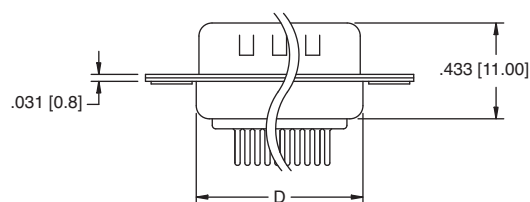
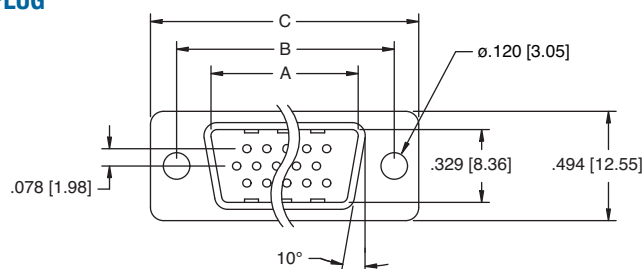
SL = Riveted #4-40 Clinch Nuts

JS = Riveted #4-40 Jackscrews

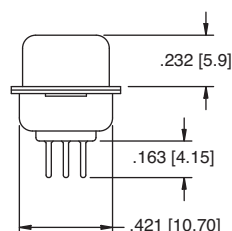
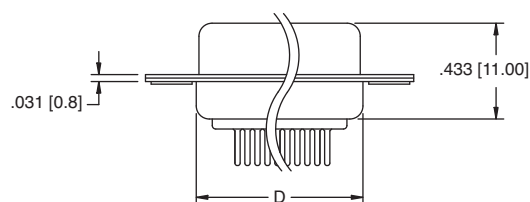
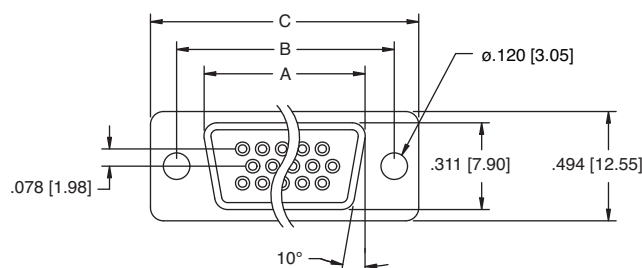
BL = Riveted #4-40 Internal Threaded Standoffs with Boardlocks

EMI = Ferrite filtered version for EMI / RFI suppression (Page 114)

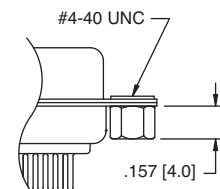
PLUG



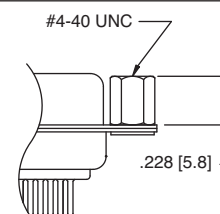
SOCKET



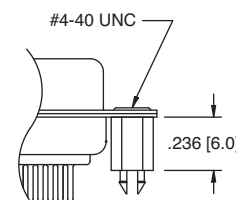
MOUNTING OPTIONS



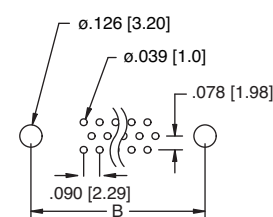
SL Option
Bottom side riveted #4-40
Clinch Nuts



JS Option
Top side riveted #4-40
Jack Screws



BL Option
Bottom side riveted
#4-40 Clinch Nuts
with PCB Boardlocks



Recommended PCB Layout

Unit: Inch [mm]

Positions	PLUG	SOCKET	DIMENSIONS		
	A	A	B	C	D
15	.666 [16.92]	.643 [16.33]	.984 [24.99]	1.213 [30.81]	.759 [19.28]
26	.994 [25.25]	.971 [24.66]	1.312 [33.32]	1.541 [39.14]	1.083 [27.51]
44	1.534 [38.96]	1.511 [38.38]	1.852 [47.04]	2.088 [53.04]	1.626 [41.30]
62	2.182 [55.43]	2.159 [54.84]	2.500 [63.50]	2.729 [69.32]	2.271 [57.70]
78	2.079 [52.81]	2.064 [52.43]	2.406 [61.11]	2.635 [66.93]	2.099 [55.32]

Mouser Electronics

Authorized Distributor

Click to View Pricing, Inventory, Delivery & Lifecycle Information:

ADAM TECH:

[HDT15-PT-BL-JS](#) [HDT26-ST-BL](#) [HDT15-ST-BL-JS](#) [HDT26-ST-BL-JS](#) [HDT26-ST-SL](#) [HDT26-PT-BL-JS](#) [HDT15-PT](#)
[HDT15-ST](#) [HDT15-ST-BL](#) [HDT15-ST-SL-JS](#) [HDT15-PT-SL-JS](#) [HDT15-ST-SL](#) [HDT26-PT-BL](#) [HDT15-PT-SL](#)
[HDT26-PT](#) [HDT26-PT-SL](#) [HDT26-PT-SL-JS](#) [HDT26-ST](#) [HDT15-PT-BL](#) [HDT26-ST-SL-JS](#)