

1. MATERIALS AND FINISHES:
BODY, COUPLING NUT & CLAMP NUT - BRASS, NICKEL PLATING
BRAID CLAMP & BUSHINGS - BRASS, SILVER PLATING
BUSHING & OUTER CONTACT - BRASS, GOLD PLATING
CONTACTS - BeCu, GOLD PLATING
INSULATORS - PTFE, NATURAL
GASKETS - SILICONE RUBBER, RED
RETAINING RING - BeCu, NATURAL

2. PACKAGING:
A. QUANTITY: SINGLE PACK
B. MARKING: BAG TO BE MARKED
"AMPHENOL RF, PART NO [SEE TABLE] AND DATE CODE"

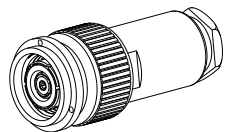
3. CABLE ASSEMBLY INSTRUCTIONS:
A. SEE SPEC.9-9950-204

4. SHOWS CABLE ENTRY DIMENSIONS.

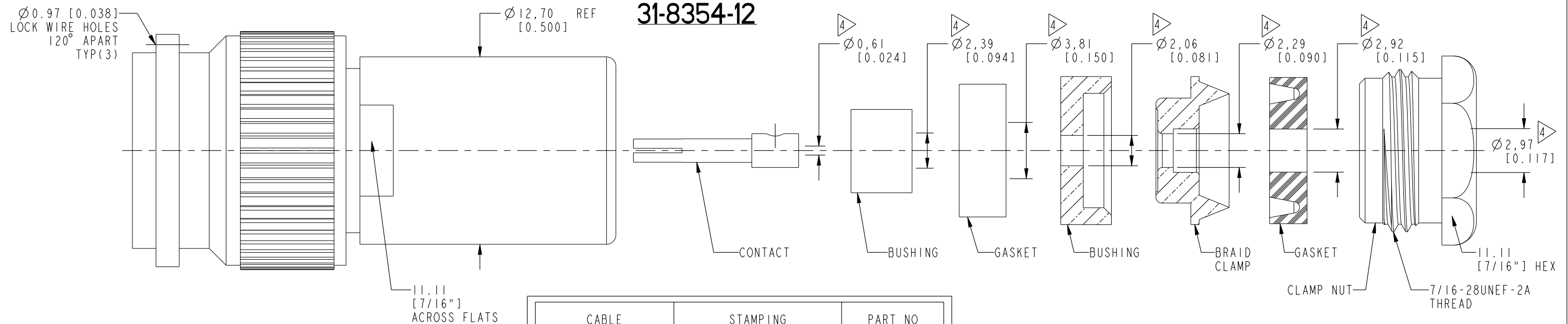
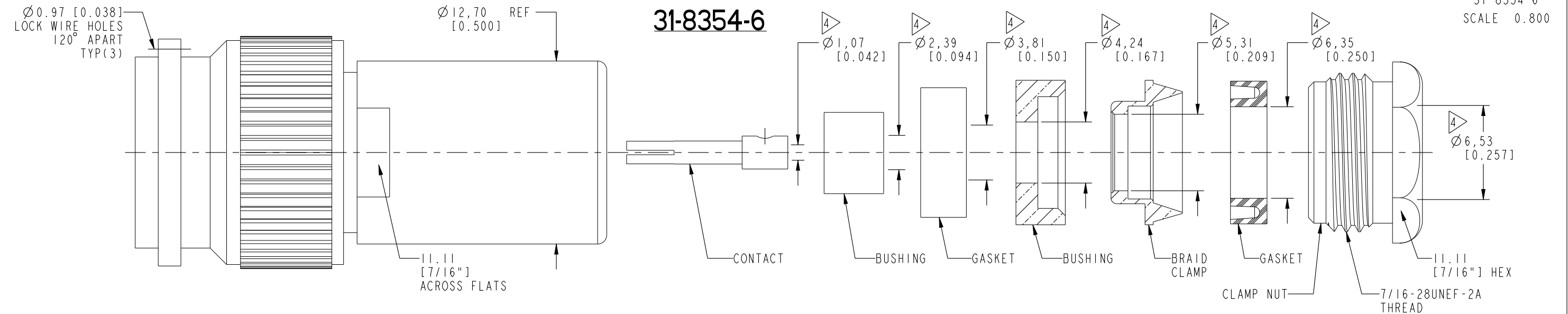
Technical drawing of a 1/2 inch NPT female connector with a 1/2 inch NPT male plug. The drawing shows the internal threads of the female connector and the external threads of the male plug.

31-8354-12
SCALE 0.800

REV	DESCRIPTION	DATE	ECN	APPR
U	RELEASE TO MFG.	01-Jul-88	35698	WLC
V	REDRAWN IN PRO-E, COD SHEET & METRIC UNITS ADDED	31-Oct-17	5666	KR



31-8354-6
SCALE 0.800



CABLE	STAMPING	PART NO
TWC-78-2	STAMP "AMPHENOL 31-8354-6"	31-8354-6
G.D.C4930-26-1PI	STAMP "AMPHENOL 31-8354-12"	31-8354-12

CUSTOMER OUTLINE DRAWING

ALL OTHER SHEETS ARE FOR INTERNAL USE ONLY

UNLESS OTHERWISE SPECIFIED, DIMENSIONS ARE IN METRIC AND TOLERANCES ARE: <0.5mm 0.5 - 6mm 6 - 30mm 30 - 120mm ANGLES ± 0.05mm ± 0.1mm ± 0.2mm ± 0.3mm ± 1°					MATERIAL		DRAWN		DATE		TITLE TNC TRIAX PLUG POLARIZED FOR TWINAX CABLE				Amphenol RF www.amphenolrf.com			
NOTICE - These drawings, specifications, or other data (1) are, and remain the property of Amphenol corp. (2) must be returned upon request; and (3) are confidential and not to be disclosed to any person other than those to whom they are given by Amphenol Corp. the furnishing of these drawings, specifications, or other data by Amphenol Corp., or to any other person to anyone for any purpose is not to be regarded by implication or otherwise in any manner licensing, granting rights to permitting such holder or any other person to manufacture, use or sell any product, process or design, patented or otherwise, that may in any way be related to or disclosed by said drawings, specifications, or other data.					SEE NOTES		KARTHIK R		23-Oct-17									
					REFERENCE		ENGINEER		DATE									
					K.CAPOZZI		23-Oct-17											
					EAR#		APPROVED		DATE									
REF:					K.CAPOZZI		31-Oct-17		SCALE: 3.6:1.0		SHEET 3 OF 3		DRAWING NO. 31-8354-X					
CONFIGURATION LEVEL: In Work					FINISH		CAD FILE		DWG SIZE B		REV V		ITEM NO. 31-8354-X					
													PART NO. 31-8354-X					