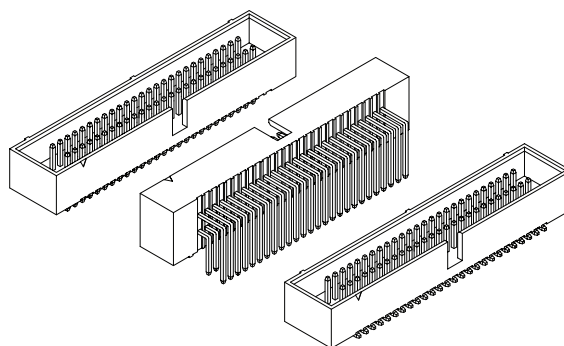




.050" [1.27 mm] Contact Centers Shrouded (Box) Headers, .100" [2.54 mm] Row Spacing Straight/Right Angle/SMT With or Without Post- SBH Series Mates with SFH41 series (See opposite page)

SPECIFICATIONS

- Centered Polarizing Notch
- Operating Temperature: -40°C to +105°C
- Processing Temperature: 230°C Max. for 60 seconds,
(260°C Max. for 10 seconds)
- UL Flammability Rating: 94V-0
- Voltage Rating: 20 milli Ohms Max.
- Current Rating: 1 Amp
- Dielectric Withstanding: 500 VAC
- Insulation Resistance: 1000 Megohms

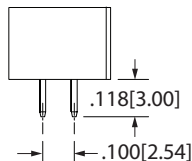


PART NUMBER OPTIONS

SERIES	SBH41	- N	B	P	B	- D	10	- ST	- BK	COLOR
SBH41 = Box Header, .050" [1.27 mm] Contact Centers by .100" [2.54 mm] Row Spacing										BK = Black
INSULATOR MATERIAL										TERMINATION TYPE
N = Nylon										ST = Straight
CONTACT MATERIAL										RA = Right Angle
B = Brass										SM = Surface Mount
CONTACT FINISH - RoHS Compliant										SP = Surface Mount with Guide Posts
P = Gold Flash Overall										NUMBER OF CONTACT POSITIONS (Pins per Row)
CONTACT CENTERS										05 thru 50
B = .050" [1.27 mm]										NUMBER OF ROWS
										D = Dual Row

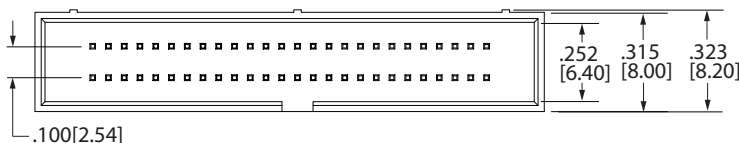
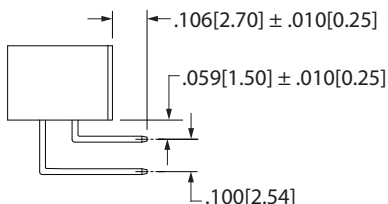
DIMENSIONS For complete drawings, go to www.sullinscorp.com or e-mail techsupport@sullinscorp.com

Dimensions in [] are in millimeters, all others are in inches.



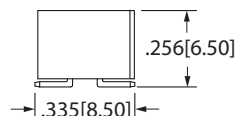
STRAIGHT (ST)

Example P/N: SBH41-NBPB-D20-ST-BK



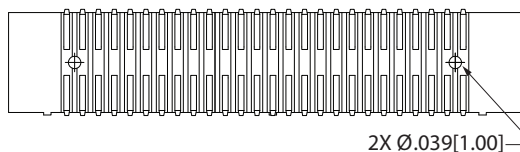
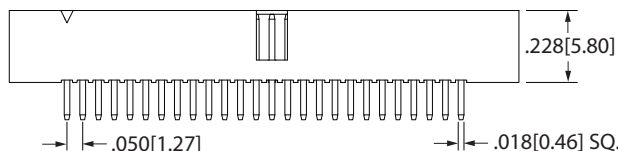
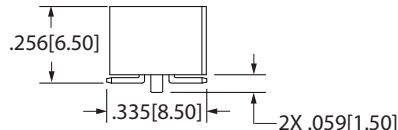
RIGHT ANGLE (RA)

Example P/N: SBH41-NBPB-D20-RA-BK



SURFACE MOUNT (SM)

Example P/N: SBH41-NBPB-D20-SM-BK



Surface Mount with Posts (SP) Only

SURFACE MOUNT with Posts (SP)

Example P/N: SBH41-NBPB-D20-SP-BK