THIS DRAWING IS UNPUBLISHED. RELEASED FOR PUBLICATION -.- .
© COPYRIGHT - BY TYCO ELECTRONICS CORPORATION. ALL RIGHTS RESERVED.

LOC	DIST
CM	0

REVISIONS

P	LTR	DESCRIPTION	DATE	DWN	APVD
	L	ECO-07-012878	20JUN07	KW	DB

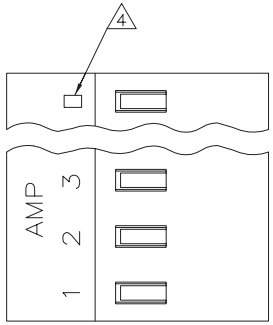

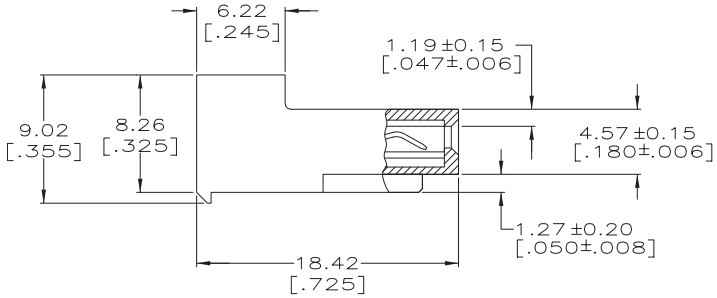

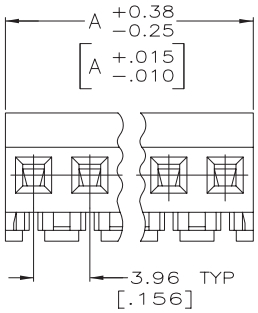

TIN	95.10 [3.744]	24	5-641153-4
	91.14 [3.588]	23	5-641153-3
	87.17 [3.432]	22	5-641153-2
	83.21 [3.276]	21	5-641153-1
	79.25 [3.120]	20	5-641153-0
	75.29 [2.964]	19	4-641153-9
	71.32 [2.808]	18	4-641153-8
	67.36 [2.652]	17	4-641153-7
	63.40 [2.496]	16	4-641153-6
	59.44 [2.340]	15	4-641153-5
	55.47 [2.184]	14	4-641153-4
	51.51 [2.028]	13	4-641153-3
	47.55 [1.872]	12	4-641153-2
	43.59 [1.716]	11	4-641153-1
	39.62 [1.560]	10	4-641153-0
	35.66 [1.404]	9	3-641153-9
	31.70 [1.248]	8	3-641153-8
	27.74 [1.092]	7	3-641153-7
	23.77 [.936]	6	3-641153-6
	19.81 [.780]	5	3-641153-5
	15.85 [.624]	4	3-641153-4
	11.89 [.468]	3	3-641153-3
	7.92 [.312]	2	3-641153-2
TIN-LEAD	95.10 [3.744]	24	2-641153-4
	91.14 [3.588]	23	2-641153-3
	87.17 [3.432]	22	2-641153-2
	83.21 [3.276]	21	2-641153-1
	79.25 [3.120]	20	2-641153-0
	75.29 [2.964]	19	1-641153-9
	71.32 [2.808]	18	1-641153-8
	67.36 [2.652]	17	1-641153-7
	63.40 [2.496]	16	1-641153-6
	59.44 [2.340]	15	1-641153-5
	55.47 [2.184]	14	1-641153-4
	51.51 [2.028]	13	1-641153-3
	47.55 [1.872]	12	1-641153-2
	43.59 [1.716]	11	1-641153-1
	39.62 [1.560]	10	1-641153-0
	35.66 [1.404]	9	641153-9
	31.70 [1.248]	8	641153-8
	27.74 [1.092]	7	641153-7
	23.77 [.936]	6	641153-6
	19.81 [.780]	5	641153-5
	15.85 [.624]	4	641153-4
	11.89 [.468]	3	641153-3
	7.92 [.312]	2	641153-2
CONTACT FINISH	DIM A	NO. OF CIRCUITS	PART NO.

641153

1. MATERIAL:
   CONNECTOR - NYLON UL94V-2 (ORANGE).
   CONTACTS - 0.30[.012] THICK COPPER ALLOY.
   PLATING - 0.00038[.000015] GOLD IN CONTACT AREA.
   0.00203[.000080] MIN THICKNESS BRIGHT TIN LEAD IN SLOT AREA FOR 641153-2 THRU 2-641153-4 OR MATTE WHISKER MITIGATED TIN IN SLOT AREA FOR 3-641153-2 THRU 5-641153-4 OVER NICKEL UNDERPLATE.
2. CONTACTS ACCEPT 18 AWG WIRE WITH 2.41[.095] MAX INSULATION DIAMETER.
3. CONTACTS MUST ACCEPT 1.14±0.03[.045±.001] SQUARE POST AND REMAIN LOCKED IN POSITION.
4. IDENTIFICATION NUMBER FOR LAST CIRCUIT MAY NOT APPEAR ON ALL ASSEMBLIES.
5. DIMENSIONS IN BRACKETS ARE IN INCHES.
6. HOUSING FEATURES ARE: CLOSED END WITHOUT LOCKING RAMP.
7. NOTE DELETED.
8. NOTE DELETED.

METRIC

THIS DRAWING IS A CONTROLLED DOCUMENT.

DIMENSIONS: mm [INCHES]

TOLERANCES UNLESS OTHERWISE SPECIFIED:
0 PLC ± -
1 PLC ± -
2 PLC ± -
3 PLC ± 0.13 [.005]
4 PLC ± -
ANGLES ± -

MATERIAL - 1
FINISH -

DWN B. LEWIS 2-12-91
CHK R. SWING 2-12-91
APVD -
PRODUCT SPEC 108-1051
APPLICATION SPEC 114-1020
WEIGHT -

Tyco Electronics
Tyco Electronics Corporation
Harrisburg, Pa 17105-3608

NAME MTA-156 CONNECTOR ASSEMBLY, 18 AWG, STANDARD

SIZE A2 | CAGE CODE 00779 | DRAWING NO C-641153 | RESTRICTED TO -

CUSTOMER DRAWING | SCALE 4:1 | SHEET 1 OF 1 | REV L