PRODUCT NUMBER
70218-XYY
70218-XYYLF

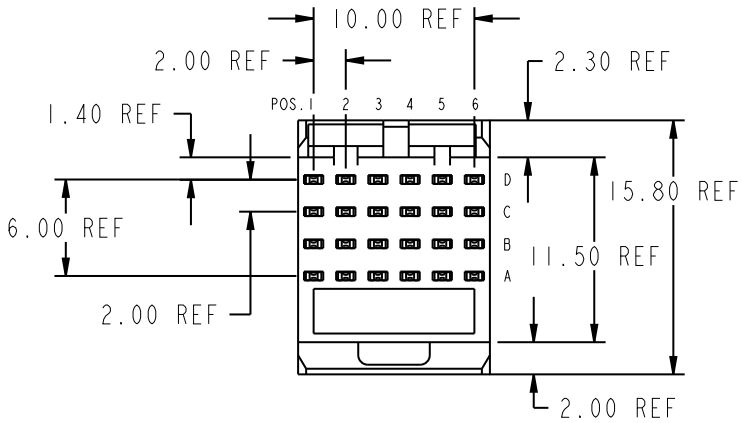

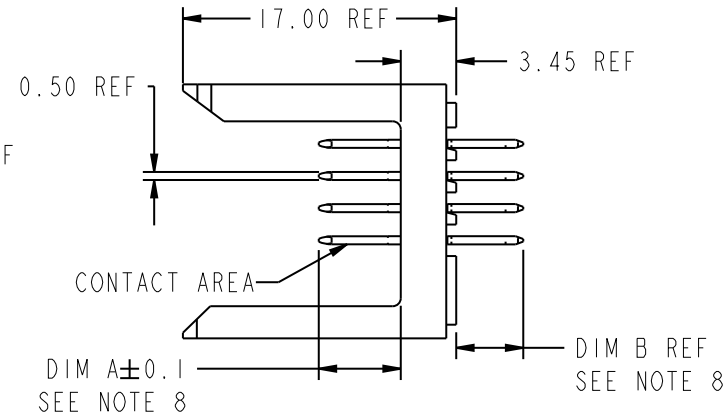

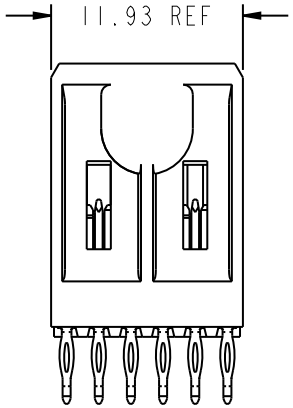

PLATING IN CONTACT AREA		
DASH NUMBER	PERFORMANCE LEVEL	NOTES
-AYY	TELCORDIA CO	SEE NOTE 9
-N1YY	TELCORDIA CO (NXT)	-
-N5YY	TELCORDIA UE (NXT)	-
-1YY	TELCORDIA CO	-
-2YY	TELECOM CLASS	-
-3YY	IEC CLASS 1	-
-5YY	TELCORDIA UE	-
-AYYLF	TELCORDIA CO	SEE NOTE 10
-N1YYLF	TELCORDIA CO (NXT) IEC CLASS 1	SEE NOTE 10
-N5YYLF	TELCORDIA UE (NXT)	SEE NOTE 10
-1YYLF	TELCORDIA CO IEC CLASS 1	SEE NOTE 10
-2YYLF	TELECOM CLASS	SEE NOTE 10
-5YYLF	TELCORDIA UE	SEE NOTE 10

rev	ecn no	dr	date
BR	V06-0498	DCH	2006-05-31
BS	DG08-0246	CENH	2008-9-12
BT	DG08-0188	TER	2008-11-25
BU	DG08-0346	CENH	2008-12-12
BV	DG09-0256	TER	2009-08-19
BW	DG09-0366	TER	2009-11-24
BX	DG11-0020	TER	2011-01-13

www.fciconnect.com

surface3.200 ISO 1302 | tolerance std ISO 406 ISO 1101 | projection | mm

TOLERANCES UNLESS OTHERWISE SPECIFIED

Dr	T.BRUNGARD	01/24/00	ANGULAR	LINEAR	0.X	±0.3	size A4	Scale 53:50
Eng	M.STRAWSER	01/24/00			0.XX	±0.13		
Chr	M.STRAWSER	01/24/00	0° ±2°		0.XXX	±.051	ECN	*
Appr	M.STRAWSER	02/29/00	Product family		METRAL		Spec ref	*

title: METRAL SIGNAL HEADER
1 MOD, 4 ROW PRESS-FIT

dwg no: 70218 | Rev. BX

catalog no: - | CUSTOMER | sheet 1 of 7

Copyright FCI.

REV F - 2006-04-17

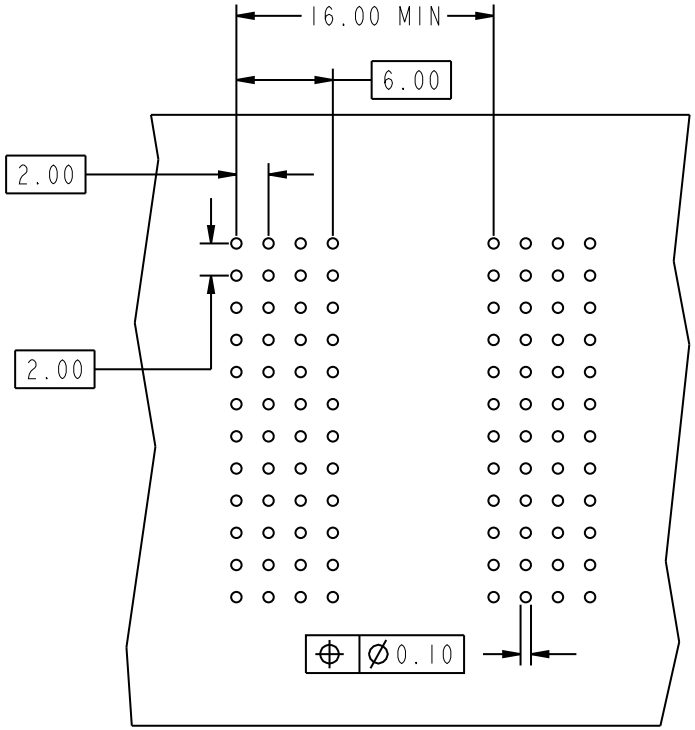

REQUIRED PC BOARD LAYOUT
COMPONENT SIDE

SEE PRINT 58351 FOR
ADDITIONAL PCB INFORMATION

KEY		
CODE	DIMENSIONS	
	DIM "A" MATE	DIM "B" TAIL
1	5.00	4.30
2	5.75	4.30
3	6.50	4.30
4	7.25	4.30
5	5.00	13.60
6	5.75	13.60
7	6.50	13.60
8	7.25	13.60
9	5.00	17.00
11	6.50	17.00
12	7.25	17.00
13	8.25	4.30
14	8.25	13.60
19	8.00	4.30
20	8.00	13.60
21	8.00	17.00

www.fciconnect.com			surface3.200 ISO 1302		tolerance std ISO 406 ISO 1101		projection	mm
			TOLERANCES UNLESS OTHERWISE SPECIFIED					
Dr	T.BRUNGARD	01/24/00	ANGULAR	LINEAR	0.X	±0.3	size A4	Scale 213:100
Eng	M.STRAWSER	01/24/00			0.XX	±0.13		
Chr	M.STRAWSER	01/24/00	0° ±2°		0.XXX	±.051	ECN	*
Appr	M.STRAWSER	02/29/00	Product family		METRAL		Spec ref	*
title	METRAL SIGNAL HEADER 1 MOD, 4 ROW PRESS-FIT				dwg no	70218		Rev. BX
catalog no			-		CUSTOMER		sheet 2 of 7	

Copyright FCI.

REV F - 2006-04-17

METRAL P/N	ROW	CONTACT CODE MOD. 1					
		1	2	3	4	5	6
70218-X01	D	19	19	-	3	-	1
SEE NOTE 11 LEAD FREE OPTION	C	19	19	-	3	-	-
	B	19	19	-	3	-	1
	A	19	19	-	3	-	1

METRAL P/N	ROW	CONTACT CODE MOD. 1					
		1	2	3	4	5	6
70218-X02	D	2	2	2	2	2	3
SEE NOTE 11 LEAD FREE OPTION	C	2	2	2	2	2	3
	B	2	2	2	2	2	3
	A	2	2	2	2	2	3

METRAL P/N	ROW	CONTACT CODE MOD. 1					
		1	2	3	4	5	6
70218-X03	D	3	3	3	3	3	3
SEE NOTE 11 LEAD FREE OPTION	C	3	3	3	3	3	3
	B	3	3	4	4	3	3
	A	3	3	3	3	3	3

METRAL P/N	ROW	CONTACT CODE MOD. 1					
		1	2	3	4	5	6
70218-X04	D	3	3	3	3	3	3
SEE NOTE 11 LEAD FREE OPTION	C	3	3	4	4	3	3
	B	3	3	3	3	3	3
	A	3	3	3	3	3	3

METRAL P/N	ROW	CONTACT CODE MOD. 1					
		1	2	3	4	5	6
70218-X05	D	3	3	3	3	3	3
SEE NOTE 11 LEAD FREE OPTION	C	3	3	4	4	3	3
	B	4	3	3	3	3	3
	A	4	3	3	3	3	3

METRAL P/N	ROW	CONTACT CODE MOD. 1					
		1	2	3	4	5	6
70218-X06	D	3	3	3	3	3	3
SEE NOTE 11 LEAD FREE OPTION	C	3	3	3	3	3	3
	B	4	3	4	4	3	3
	A	4	3	3	3	3	3

METRAL P/N	ROW	CONTACT CODE MOD. 1					
		1	2	3	4	5	6
70218-X07	D	19	3	3	3	2	1
SEE NOTE 11 LEAD FREE OPTION	C	19	3	3	3	2	1
	B	19	3	3	3	2	1
	A	19	3	3	3	2	1

METRAL P/N	ROW	CONTACT CODE MOD. 1					
		1	2	3	4	5	6
70218-X08	D	19	3	3	3	3	3
SEE NOTE 11 LEAD FREE OPTION	C	19	3	3	3	3	3
	B	19	3	3	3	3	3
	A	19	3	3	3	3	3

METRAL P/N	ROW	CONTACT CODE MOD. 1					
		1	2	3	4	5	6
70218-X09	D	3	3	19	4	3	3
SEE NOTE 11 LEAD FREE OPTION	C	3	3	19	4	3	3
	B	3	3	19	4	3	3
	A	3	3	19	4	3	3

METRAL P/N	ROW	CONTACT CODE MOD. 1					
		1	2	3	4	5	6
70218-X10	D	19	19	-	3	-	1
SEE NOTE 11 LEAD FREE OPTION	C	19	19	-	3	-	1
	B	19	19	-	3	-	1
	A	19	19	-	3	-	1

METRAL P/N	ROW	CONTACT CODE MOD. 1					
		1	2	3	4	5	6
70218-X11	D	1	-	-	-	1	-
SEE NOTE 11 LEAD FREE OPTION	C	1	-	-	-	1	-
	B	1	-	-	-	1	-
	A	1	-	-	-	1	-

METRAL P/N	ROW	CONTACT CODE MOD. 1					
		1	2	3	4	5	6
70218-X12	D	13	13	13	13	-	-
SEE NOTE 11 LEAD FREE OPTION	C	13	13	13	-	-	-
	B	13	13	13	-	-	13
	A	13	13	13	-	-	13

METRAL P/N	ROW	CONTACT CODE MOD. 1					
		1	2	3	4	5	6
70218-X13	D	14	14	14	14	-	-
SEE NOTE 11 LEAD FREE OPTION	C	14	14	14	-	-	-
	B	14	14	14	-	-	14
	A	14	14	14	-	-	14

METRAL P/N	ROW	CONTACT CODE MOD. 1					
		1	2	3	4	5	6
70218-X14	D	19	19	19	19	-	-
SEE NOTE 11 LEAD FREE OPTION	C	19	19	19	-	-	-
	B	19	19	19	-	-	19
	A	19	19	19	-	-	19

METRAL P/N	ROW	CONTACT CODE MOD. 1					
		1	2	3	4	5	6
70218-X15	D	20	20	20	20	-	-
SEE NOTE 11 LEAD FREE OPTION	C	20	20	20	-	-	-
	B	20	20	20	-	-	20
	A	20	20	20	-	-	20

METRAL P/N	ROW	CONTACT CODE MOD. 1					
		1	2	3	4	5	6
70218-X16	D	2	-	-	-	2	-
SEE NOTE 11 LEAD FREE OPTION	C	2	-	-	-	2	-
	B	2	-	-	-	2	-
	A	2	-	-	-	2	-

METRAL P/N	ROW	CONTACT CODE MOD. 1					
		1	2	3	4	5	6
70218-X17	D	1	1	1	3	3	3
SEE NOTE 11 LEAD FREE OPTION	C	13	13	13	13	13	13
	B	13	13	13	13	13	13
	A	13	13	13	13	13	13

METRAL P/N	ROW	CONTACT CODE MOD. 1					
		1	2	3	4	5	6
70218-X18	D	2	2	2	2	2	2
SEE NOTE 11 LEAD FREE OPTION	C	2	2	2	2	2	2
	B	2	2	1	2	2	2
	A	2	2	2	2	2	2

METRAL P/N	ROW	CONTACT CODE MOD. 1					
		1	2	3	4	5	6
70218-X19	D	3	3	3	3	3	3
SEE NOTE 11 LEAD FREE OPTION	C	3	3	3	3	3	3
	B	3	3	1	3	3	3
	A	3	3	3	3	3	3

METRAL P/N	ROW	CONTACT CODE MOD. 1					
		1	2	3	4	5	6
70218-X20	D	4	4	19	19	19	19
SEE NOTE 11 LEAD FREE OPTION	C	4	4	19	19	19	19
	B	4	4	19	19	19	19
	A	4	4	19	19	19	19

METRAL P/N	ROW	CONTACT CODE MOD. 1					
		1	2	3	4	5	6
70218-X21	D	1	4	4	4	4	19
SEE NOTE 11 LEAD FREE OPTION	C	1	4	4	4	4	19
	B	3	4	4	4	4	19
	A	3	4	4	4	4	19

METRAL P/N	ROW	CONTACT CODE MOD. 1					
		1	2	3	4	5	6
70218-X22	D	4	4	4	4	2	2
SEE NOTE 11 LEAD FREE OPTION	C	4	4	4	4	2	2
	B	4	4	4	4	2	2
	A	4	4	4	4	2	2

METRAL P/N	ROW	CONTACT CODE MOD. 1					
		1	2	3	4	5	6
70218-X23	D	2	2	4	4	4	4
SEE NOTE 11 LEAD FREE OPTION	C	2	2	4	4	4	4
	B	2	2	4	4	4	4
	A	2	2	4	4	4	4

METRAL P/N	ROW	CONTACT CODE MOD. 1					
		1	2	3	4	5	6
70218-X24	D	1	1	2	2	1	1
SEE NOTE 11 LEAD FREE OPTION	C	1	1	2	1	1	1
	B	1	1	2	1	1	1
	A	1	1	2	1	1	1

METRAL P/N	ROW	CONTACT CODE MOD. 1					
		1	2	3	4	5	6
70218-X25	D	2	-	2	2	-	-
SEE NOTE 11 LEAD FREE OPTION	C	2	-	-	-	-	-
	B	-	-	-	-	2	-
	A	2	2	-	-	2	-

METRAL P/N	ROW	CONTACT CODE MOD. 1					
		1	2	3	4	5	6
70218-X26	D	2	2	2	2	2	2
SEE NOTE 11 LEAD FREE OPTION	C	2	2	2	2	2	2
	B	2	2	2	2	2	1
	A	2	2	2	2	2	2

METRAL P/N	ROW	CONTACT CODE MOD. 1					
		1	2	3	4	5	6
70218-X27	D	12	12	21	21	21	21
SEE NOTE 11 LEAD FREE OPTION	C	12	12	21	21	21	21
	B	12	12	21	21	21	21
	A	12	12	21	21	21	21

METRAL P/N	ROW	CONTACT CODE MOD. 1					
		1	2	3	4	5	6
70218-X28	D	9	12	12	12	12	21
SEE NOTE 11 LEAD FREE OPTION	C	9	12	12	12	12	21
	B	11	12	12	12	12	21
	A	11	12	12	12	12	21

METRAL P/N	ROW	CONTACT CODE MOD. 1					
		1	2	3	4	5	6
70218-X29	D	1	2	2	2	2	1
SEE NOTE 11 LEAD FREE OPTION	C	2	2	2	2	2	2
	B	2	2	2	2	2	2
	A	2	2	2	2	2	2

METRAL P/N	ROW	CONTACT CODE MOD. 1					
		1	2	3	4	5	6
70218-X30	D	-	-	-	-	-	-
SEE NOTE 11 LEAD FREE OPTION	C	1	1	1	1	1	3
	B	1	1	1	1	1	3
	A	1	1	1	1	1	3

www.fciconnect.com			surface3.200 ISO 1302	tolerance std ISO 406 ISO 1101	projection	mm
			TOLERANCES UNLESS OTHERWISE SPECIFIED			
Dr	T.BRUNGARD	01/24/00	ANGULAR	LINEAR 0.X ±0.3	size A4	Scale 53:50
Eng	M.STRAWSER	01/24/00		0.XX ±0.13		
Chr	M.STRAWSER	01/24/00	0° ±2°	0.XXX ±.051	ECN *	
Appr	M.STRAWSER	02/29/00	Product family	METRAL	Spec ref *	
title	METRAL SIGNAL HEADER 1 MOD, 4 ROW PRESS-FIT				dwg no 70218	Rev. BX
catalog no			-		CUSTOMER	sheet 3 of 7

Copyright FCI.

REV F - 2006-04-17

METRAL P/N	ROW	CONTACT CODE MOD. 1					
		1	2	3	4	5	6
70218-X31	D	4	4	3	3	3	3
SEE NOTE 11 LEAD FREE OPTION	C	4	4	3	3	3	3
	B	4	4	3	3	3	3
	A	4	4	3	3	3	3

METRAL P/N	ROW	CONTACT CODE MOD. 1					
		1	2	3	4	5	6
70218-X36	D	5	5	7	5	5	5
SEE NOTE 11 LEAD FREE OPTION	C	5	5	7	5	5	5
	B	5	5	5	5	5	7
	A	5	5	5	5	5	7

METRAL P/N	ROW	CONTACT CODE MOD. 1					
		1	2	3	4	5	6
70218-X41	D	7	6	6	6	6	6
SEE NOTE 11 LEAD FREE OPTION	C	7	6	6	6	6	6
	B	7	6	6	6	6	6
	A	7	6	6	6	6	6

METRAL P/N	ROW	CONTACT CODE MOD. 1					
		1	2	3	4	5	6
70218-X46	D	1	1	1	1	1	1
SEE NOTE 11 LEAD FREE OPTION	C	2	2	2	2	2	2
	B	2	2	3	3	2	4
	A	3	3	3	3	3	3

METRAL P/N	ROW	CONTACT CODE MOD. 1					
		1	2	3	4	5	6
70218-X51	D	3	3	3	3	3	3
SEE NOTE 11 LEAD FREE OPTION	C	3	3	3	3	3	3
	B	3	3	3	3	3	3
	A	3	3	4	4	3	3

METRAL P/N	ROW	CONTACT CODE MOD. 1					
		1	2	3	4	5	6
70218-X56	D	9	9	9	9	9	9
SEE NOTE 11 LEAD FREE OPTION	C	9	9	9	9	9	9
	B	9	9	9	9	9	21
	A	9	9	9	9	9	21

METRAL P/N	ROW	CONTACT CODE MOD. 1					
		1	2	3	4	5	6
70218-X32	D	3	3	3	3	4	4
SEE NOTE 11 LEAD FREE OPTION	C	3	3	3	3	4	4
	B	3	3	3	3	4	4
	A	3	3	3	3	4	4

METRAL P/N	ROW	CONTACT CODE MOD. 1					
		1	2	3	4	5	6
70218-X37	D	5	5	5	5	5	7
SEE NOTE 11 LEAD FREE OPTION	C	5	5	7	5	5	7
	B	5	5	5	5	5	7
	A	5	5	5	5	5	7

METRAL P/N	ROW	CONTACT CODE MOD. 1					
		1	2	3	4	5	6
70218-X42	D	3	3	3	3	3	4
SEE NOTE 11 LEAD FREE OPTION	C	3	3	3	3	3	3
	B	3	3	3	3	3	3
	A	3	3	3	3	3	3

METRAL P/N	ROW	CONTACT CODE MOD. 1					
		1	2	3	4	5	6
70218-X47	D	6	6	6	6	8	6
SEE NOTE 11 LEAD FREE OPTION	C	6	6	6	6	6	6
	B	6	6	6	6	6	6
	A	6	6	7	7	6	6

METRAL P/N	ROW	CONTACT CODE MOD. 1					
		1	2	3	4	5	6
70218-X52	D	3	1	2	2	2	2
SEE NOTE 11 LEAD FREE OPTION	C	3	1	2	2	2	2
	B	3	1	2	2	2	2
	A	3	1	2	2	2	2

METRAL P/N	ROW	CONTACT CODE MOD. 1					
		1	2	3	4	5	6
70218-X57	D	1	1	1	1	1	1
SEE NOTE 11 LEAD FREE OPTION	C	1	1	1	1	1	1
	B	1	1	1	1	1	19
	A	1	1	1	1	1	19

METRAL P/N	ROW	CONTACT CODE MOD. 1					
		1	2	3	4	5	6
70218-X33	D	19	19	19	19	4	4
SEE NOTE 11 LEAD FREE OPTION	C	19	19	19	19	4	4
	B	19	19	19	19	4	4
	A	19	19	19	19	4	4

METRAL P/N	ROW	CONTACT CODE MOD. 1					
		1	2	3	4	5	6
70218-X38	D	19	19	19	-	-	-
SEE NOTE 11 LEAD FREE OPTION	C	19	19	19	-	-	-
	B	19	19	19	-	-	19
	A	19	19	19	-	-	19

METRAL P/N	ROW	CONTACT CODE MOD. 1					
		1	2	3	4	5	6
70218-X43	D	6	6	6	6	6	8
SEE NOTE 11 LEAD FREE OPTION	C	6	6	6	6	6	6
	B	6	6	6	6	6	6
	A	6	6	7	7	6	6

METRAL P/N	ROW	CONTACT CODE MOD. 1					
		1	2	3	4	5	6
70218-X48	D	3	1	1	1	1	1
SEE NOTE 11 LEAD FREE OPTION	C	3	4	1	1	1	1
	B	1	4	3	3	1	1
	A	1	1	1	1	1	1

METRAL P/N	ROW	CONTACT CODE MOD. 1					
		1	2	3	4	5	6
70218-X53	D	3	3	2	2	2	2
SEE NOTE 11 LEAD FREE OPTION	C	3	3	2	2	2	2
	B	3	3	2	2	2	2
	A	3	3	2	2	2	2

METRAL P/N	ROW	CONTACT CODE MOD. 1					
		1	2	3	4	5	6
70218-X58	D	2	-	2	-	2	-
SEE NOTE 11 LEAD FREE OPTION	C	-	19	-	2	-	19
	B	2	-	19	-	19	-
	A	-	2	-	2	-	19

METRAL P/N	ROW	CONTACT CODE MOD. 1					
		1	2	3	4	5	6
70218-X34	D	7	5	5	5	5	7
SEE NOTE 11 LEAD FREE OPTION	C	7	5	5	5	5	7
	B	7	5	5	5	5	7
	A	7	5	5	5	5	7

METRAL P/N	ROW	CONTACT CODE MOD. 1					
		1	2	3	4	5	6
70218-X39	D	-	3	-	3	-	3
SEE NOTE 11 LEAD FREE OPTION	C	2	-	2	-	2	-
	B	-	2	-	2	-	2
	A	3	-	3	-	3	-

METRAL P/N	ROW	CONTACT CODE MOD. 1					
		1	2	3	4	5	6
70218-X44	D	-	2	-	2	-	2
SEE NOTE 11 LEAD FREE OPTION	C	2	-	2	-	2	-
	B	-	2	-	2	-	2
	A	2	-	2	-	2	-

METRAL P/N	ROW	CONTACT CODE MOD. 1					
		1	2	3	4	5	6
70218-X49	D	3	3	3	3	3	3
SEE NOTE 11 LEAD FREE OPTION	C	3	3	3	3	3	3
	B	4	3	3	3	3	3
	A	4	3	3	3	3	3

METRAL P/N	ROW	CONTACT CODE MOD. 1					
		1	2	3	4	5	6
70218-X54	D	2	-	2	-	2	-
SEE NOTE 11 LEAD FREE OPTION	C	-	2	-	2	-	2
	B	2	-	2	-	2	-
	A	-	2	-	2	-	2

METRAL P/N	ROW	CONTACT CODE MOD. 1					
		1	2	3	4	5	6
70218-X59	D	1	1	1	1	1	4
SEE NOTE 11 LEAD FREE OPTION	C	1	1	1	4	1	1
	B	1	4	1	1	1	1
	A	1	1	1	1	1	4

METRAL P/N	ROW	CONTACT CODE MOD. 1					
		1	2	3	4	5	6
70218-X35	D	5	7	5	5	5	5
SEE NOTE 11 LEAD FREE OPTION	C	5	7	5	5	5	5
	B	5	5	5	5	5	5
	A	5	5	5	5	5	5

METRAL P/N	ROW	CONTACT CODE MOD. 1					
		1	2	3	4	5	6
70218-X40	D	3	2	2	2	2	2
SEE NOTE 11 LEAD FREE OPTION	C	3	2	2	2	2	2
	B	3	2	2	2	2	2
	A	3	2	2	2	2	2

METRAL P/N	ROW	CONTACT CODE MOD. 1					
		1	2	3	4	5	6
70218-X45	D	-	1	-	1	-	-
SEE NOTE 11 LEAD FREE OPTION	C	1	-	-	-	1	-
	B	-	1	-	1	-	1
	A	1	-	-	-	1	-

METRAL P/N	ROW	CONTACT CODE MOD. 1					
		1	2	3	4	5	6
70218-X50	D	2	2	2	2	2	2
SEE NOTE 11 LEAD FREE OPTION	C	2	2	2	2	2	2
	B	2	2	2	2	2	4
	A	2	2	2	2	2	4

METRAL P/N	ROW	CONTACT CODE MOD. 1					
		1	2	3	4	5	6
70218-X55	D	2	2	2	19	19	19
SEE NOTE 11 LEAD FREE OPTION	C	2	2	2	19	19	19
	B	2	2	2	19	19	19
	A	2	2	2	19	19	19

METRAL P/N	ROW	CONTACT CODE MOD. 1					
		1	2	3	4	5	6
70218-X60	D	1	1	1	3	1	1
SEE NOTE 11 LEAD FREE OPTION	C	1	1	1	3	1	1
	B	3	3	1	3	1	1
	A	4	4	4	4	4	4

Copyright FCI.

www.fciconnect.com			surface3.200 ISO 1302	tolerance std ISO 406 ISO 1101	projection	mm
			TOLERANCES UNLESS OTHERWISE SPECIFIED			
Dr	T.BRUNGARD	01/24/00	ANGULAR	LINEAR 0.X ±0.3	size A4	Scale 53:50
Eng	M.STRAWSER	01/24/00		0.XX ±0.13		
Chr	M.STRAWSER	01/24/00	0° ±2°	0.XXX ±.051	ECN *	
Appr	M.STRAWSER	02/29/00	Product family	METRAL	Spec ref *	
title	METRAL SIGNAL HEADER 1 MOD, 4 ROW PRESS-FIT				dwg no 70218	Rev. BX
catalog no			-		CUSTOMER	sheet 4 of 7

REV F - 2006-04-17

METRAL P/N	ROW	CONTACT CODE MOD. 1					
		1	2	3	4	5	6
70218-X61	D	3	3	3	19	3	3
SEE NOTE 11 LEAD FREE OPTION	C	3	3	2	19	2	3
	B	3	3	3	19	3	3
	A	3	3	1	19	1	3

METRAL P/N	ROW	CONTACT CODE MOD. 1					
		1	2	3	4	5	6
70218-X62	D	19	2	3	2	3	3
SEE NOTE 11 LEAD FREE OPTION	C	19	3	3	3	3	3
	B	19	3	3	3	3	3
	A	19	3	1	3	3	3

METRAL P/N	ROW	CONTACT CODE MOD. 1					
		1	2	3	4	5	6
70218-X63	D	1	1	-	1	1	-
SEE NOTE 11 LEAD FREE OPTION	C	-	-	-	-	-	-
	B	-	-	-	-	-	-
	A	1	1	-	1	1	-

METRAL P/N	ROW	CONTACT CODE MOD. 1					
		1	2	3	4	5	6
70218-X64	D	7	5	5	6	6	7
SEE NOTE 11 LEAD FREE OPTION	C	7	5	5	6	6	7
	B	7	5	5	6	6	7
	A	7	5	5	6	6	7

METRAL P/N	ROW	CONTACT CODE MOD. 1					
		1	2	3	4	5	6
70218-X65	D	3	1	1	2	2	3
SEE NOTE 11 LEAD FREE OPTION	C	3	1	1	2	2	3
	B	3	1	1	2	2	3
	A	3	1	1	2	2	3

METRAL P/N	ROW	CONTACT CODE MOD. 1					
		1	2	3	4	5	6
70218-X66	D	7	6	6	6	6	7
SEE NOTE 11 LEAD FREE OPTION	C	7	6	6	6	6	7
	B	7	6	6	6	6	7
	A	7	6	6	6	6	7

METRAL P/N	ROW	CONTACT CODE MOD. 1					
		1	2	3	4	5	6
70218-X67	D	7	5	5	5	5	5
SEE NOTE 11 LEAD FREE OPTION	C	7	5	5	5	5	5
	B	7	5	5	5	5	5
	A	7	5	5	5	5	5

METRAL P/N	ROW	CONTACT CODE MOD. 1					
		1	2	3	4	5	6
70218-X68	D	1	1	1	3	1	1
SEE NOTE 11 LEAD FREE OPTION	C	1	1	1	3	1	1
	B	1	1	1	3	1	1
	A	1	1	1	3	1	1

METRAL P/N	ROW	CONTACT CODE MOD. 1					
		1	2	3	4	5	6
70218-X69	D	3	1	1	3	1	1
SEE NOTE 11 LEAD FREE OPTION	C	3	1	1	3	1	1
	B	3	1	1	3	1	1
	A	3	1	1	3	1	1

METRAL P/N	ROW	CONTACT CODE MOD. 1					
		1	2	3	4	5	6
70218-X70	D	3	3	3	3	3	3
SEE NOTE 11 LEAD FREE OPTION	C	3	3	3	3	3	3
	B	3	3	3	3	3	3
	A	-	-	-	-	-	3

METRAL P/N	ROW	CONTACT CODE MOD. 1					
		1	2	3	4	5	6
70218-X71	D	-	3	4	3	-	3
SEE NOTE 11 LEAD FREE OPTION	C	-	3	4	3	-	-
	B	-	-	4	-	3	3
	A	3	-	4	-	3	3

METRAL P/N	ROW	CONTACT CODE MOD. 1					
		1	2	3	4	5	6
70218-X72	D	4	2	3	3	3	3
SEE NOTE 11 LEAD FREE OPTION	C	4	3	3	3	3	3
	B	4	3	3	3	3	3
	A	4	3	1	3	3	3

METRAL P/N	ROW	CONTACT CODE MOD. 1					
		1	2	3	4	5	6
70218-X73	D	-	2	-	2	-	2
SEE NOTE 11 LEAD FREE OPTION	C	2	-	2	-	2	-
	B	-	2	-	2	-	2
	A	2	-	2	-	2	-

METRAL P/N	ROW	CONTACT CODE MOD. 1					
		1	2	3	4	5	6
70218-X74	D	4	3	3	3	3	3
SEE NOTE 11 LEAD FREE OPTION	C	4	3	3	3	3	3
	B	4	3	3	3	3	3
	A	4	3	3	3	3	3

METRAL P/N	ROW	CONTACT CODE MOD. 1					
		1	2	3	4	5	6
70218-X75	D	7	7	7	7	7	7
SEE NOTE 11 LEAD FREE OPTION	C	7	7	7	7	7	7
	B	7	7	7	7	7	7
	A	7	7	7	7	5	7

METRAL P/N	ROW	CONTACT CODE MOD. 1					
		1	2	3	4	5	6
70218-X76	D	3	3	3	3	3	3
SEE NOTE 11 LEAD FREE OPTION	C	3	3	3	3	3	3
	B	3	3	3	3	3	3
	A	3	3	3	3	1	3

METRAL P/N	ROW	CONTACT CODE MOD. 1					
		1	2	3	4	5	6
70218-X77	D	8	6	7	7	7	7
SEE NOTE 11 LEAD FREE OPTION	C	8	7	7	7	7	7
	B	8	7	7	7	7	7
	A	8	7	5	7	7	7

METRAL P/N	ROW	CONTACT CODE MOD. 1					
		1	2	3	4	5	6
70218-X78	D	4	3	4	2	2	3
SEE NOTE 11 LEAD FREE OPTION	C	4	3	4	2	2	3
	B	4	3	4	2	2	3
	A	4	3	4	2	4	3

METRAL P/N	ROW	CONTACT CODE MOD. 1					
		1	2	3	4	5	6
70218-X79	D	4	3	4	2	2	4
SEE NOTE 11 LEAD FREE OPTION	C	4	3	4	2	2	2
	B	4	3	4	2	2	2
	A	4	3	4	2	2	2

METRAL P/N	ROW	CONTACT CODE MOD. 1					
		1	2	3	4	5	6
70218-X80	D	3	3	3	3	3	3
SEE NOTE 11 LEAD FREE OPTION	C	3	3	3	3	3	3
	B	3	3	3	3	3	3
	A	3	3	4	4	3	3

METRAL P/N	ROW	CONTACT CODE MOD. 1					
		1	2	3	4	5	6
70218-X81	D	6	6	6	6	6	5
SEE NOTE 11 LEAD FREE OPTION	C	6	6	6	6	6	6
	B	6	6	6	6	6	6
	A	6	6	6	6	6	6

METRAL P/N	ROW	CONTACT CODE MOD. 1					
		1	2	3	4	5	6
70218-X82	D	2	2	2	2	2	2
SEE NOTE 11 LEAD FREE OPTION	C	3	3	4	3	4	3
	B	2	2	2	2	2	2
	A	2	2	2	2	2	2

METRAL P/N	ROW	CONTACT CODE MOD. 1					
		1	2	3	4	5	6
70218-X83	D	1	2	2	2	2	2
SEE NOTE 11 LEAD FREE OPTION	C	1	2	2	2	2	2
	B	1	2	2	2	2	2
	A	1	2	2	2	2	2

METRAL P/N	ROW	CONTACT CODE MOD. 1					
		1	2	3	4	5	6
70218-X84	D	2	1	1	1	1	1
SEE NOTE 11 LEAD FREE OPTION	C	2	1	1	1	1	1
	B	2	1	1	1	1	1
	A	2	1	1	1	1	1

METRAL P/N	ROW	CONTACT CODE MOD. 1					
		1	2	3	4	5	6
70218-X85	D	1	1	1	1	2	1
SEE NOTE 11 LEAD FREE OPTION	C	1	1	1	1	4	1
	B	1	1	1	1	2	1
	A	1	1	1	1	2	1

METRAL P/N	ROW	CONTACT CODE MOD. 1					
		1	2	3	4	5	6
70218-X86	D	1	1	2	2	2	2
SEE NOTE 11 LEAD FREE OPTION	C	1	1	2	2	2	2
	B	1	1	2	2	2	2
	A	1	1	2	2	2	2

METRAL P/N	ROW	CONTACT CODE MOD. 1					
		1	2	3	4	5	6
70218-X87	D	2	1	2	1	2	2
SEE NOTE 11 LEAD FREE OPTION	C	2	2	3	2	2	2
	B	2	2	2	2	2	2
	A	2	2	2	2	2	2

METRAL P/N	ROW	CONTACT CODE MOD. 1					
		1	2	3	4	5	6
70218-X88	D	6	6	6	6	6	6
SEE NOTE 11 LEAD FREE OPTION	C	7	7	8	6	6	6
	B	6	6	6	6	6	6
	A	6	6	6	6	6	6

METRAL P/N	ROW	CONTACT CODE MOD. 1					
		1	2	3	4	5	6
70218-X89	D	2	2	2	2	2	2
SEE NOTE 11 LEAD FREE OPTION	C	2	4	2	2	2	2
	B	2	2	2	2	2	2
	A	2	2	2	2	2	2

METRAL P/N	ROW	CONTACT CODE MOD. 1					
		1	2	3	4	5	6
70218-X90	D	1	1	3	2	1	2
SEE NOTE 11 LEAD FREE OPTION	C	2	2	2	2	2	2
	B	2	2	2	2	2	2
	A	2	2	2	2	2	2

Copyright FCI.

www.fciconnect.com			surface3.200 ISO 1302	tolerance std ISO 406 ISO 1101	projection	mm
			TOLERANCES UNLESS OTHERWISE SPECIFIED			
Dr	T.BRUNGARD	01/24/00	ANGULAR	LINEAR 0.X ±0.3	size A4	Scale 53:50
Eng	M.STRAWSER	01/24/00		0.XX ±0.13		
Chr	M.STRAWSER	01/24/00	0° ±2°	0.XXX ±.051	ECN *	
Appr	M.STRAWSER	02/29/00	Product family	METRAL	Spec ref *	
title	METRAL SIGNAL HEADER 1 MOD, 4 ROW PRESS-FIT				dwg no 70218	Rev. BX
catalog no			-		CUSTOMER	sheet 5 of 7

REV F - 2006-04-17

METRAL P/N	ROW	CONTACT CODE MOD. 1					
		1	2	3	4	5	6
70218-X91	D	2	2	2	2	2	2
SEE NOTE 11 LEAD FREE OPTION	C	3	3	4	2	2	2
	B	2	2	2	2	2	2
	A	2	2	2	2	2	2

METRAL P/N	ROW	CONTACT CODE MOD. 1					
		1	2	3	4	5	6
70218-X96	D	6	6	6	6	6	6
SEE NOTE 11 LEAD FREE OPTION	C	6	6	8	6	6	6
	B	8	6	6	6	6	6
	A	7	6	6	6	6	6

METRAL P/N	ROW	CONTACT CODE MOD. 1					
		1	2	3	4	5	6
70218-X101	D	2	2	2	2	2	1
SEE NOTE 11 LEAD FREE OPTION	C	2	2	1	2	1	2
	B	2	1	2	2	2	2
	A	2	2	2	2	2	2

METRAL P/N	ROW	CONTACT CODE MOD. 1					
		1	2	3	4	5	6
70218-X106	D	2	3	2	2	2	19
SEE NOTE 11 LEAD FREE OPTION	C	2	3	2	2	2	19
	B	2	3	2	2	2	19
	A	2	3	2	2	2	19

METRAL P/N	ROW	CONTACT CODE MOD. 1					
		1	2	3	4	5	6
70218-X111	D	7	6	5	5	5	5
SEE NOTE 11 LEAD FREE OPTION	C	7	6	5	5	5	5
	B	7	6	5	5	5	5
	A	7	6	5	5	5	5

METRAL P/N	ROW	CONTACT CODE MOD. 1					
		1	2	3	4	5	6
70218-X116	D	2	2	2	2	2	1
SEE NOTE 11 LEAD FREE OPTION	C	2	2	2	2	2	2
	B	1	1	1	1	1	1
	A	2	2	2	2	2	2

METRAL P/N	ROW	CONTACT CODE MOD. 1					
		1	2	3	4	5	6
70218-X92	D	2	2	2	2	2	2
SEE NOTE 11 LEAD FREE OPTION	C	2	2	2	4	2	2
	B	2	2	2	2	2	2
	A	2	2	2	2	2	2

METRAL P/N	ROW	CONTACT CODE MOD. 1					
		1	2	3	4	5	6
70218-X97	D	6	6	6	6	6	6
SEE NOTE 11 LEAD FREE OPTION	C	6	6	5	5	6	6
	B	6	6	6	6	6	6
	A	6	6	6	6	6	6

METRAL P/N	ROW	CONTACT CODE MOD. 1					
		1	2	3	4	5	6
70218-X102	D	6	6	6	6	6	5
SEE NOTE 11 LEAD FREE OPTION	C	6	6	6	6	6	5
	B	6	6	6	6	6	6
	A	6	6	6	6	6	5

METRAL P/N	ROW	CONTACT CODE MOD. 1					
		1	2	3	4	5	6
70218-X107	D	19	2	3	2	3	2
SEE NOTE 11 LEAD FREE OPTION	C	19	2	3	2	3	2
	B	19	2	3	2	3	2
	A	19	2	3	2	3	2

METRAL P/N	ROW	CONTACT CODE MOD. 1					
		1	2	3	4	5	6
70218-X112	D	1	3	1	1	1	1
SEE NOTE 11 LEAD FREE OPTION	C	1	3	1	1	1	1
	B	1	3	1	1	1	1
	A	1	3	1	1	1	1

METRAL P/N	ROW	CONTACT CODE MOD. 1					
		1	2	3	4	5	6
70218-X117	D	7	6	20	6	6	6
SEE NOTE 11 LEAD FREE OPTION	C	20	6	20	6	6	6
	B	6	6	20	6	6	6
	A	6	6	20	6	6	6

METRAL P/N	ROW	CONTACT CODE MOD. 1					
		1	2	3	4	5	6
70218-X93	D	2	2	2	2	1	2
SEE NOTE 11 LEAD FREE OPTION	C	2	2	2	2	2	2
	B	2	2	2	2	2	2
	A	2	2	2	2	2	2

METRAL P/N	ROW	CONTACT CODE MOD. 1					
		1	2	3	4	5	6
70218-X98	D	6	6	6	5	6	6
SEE NOTE 11 LEAD FREE OPTION	C	7	6	6	6	6	6
	B	6	6	6	6	6	6
	A	6	6	6	5	6	6

METRAL P/N	ROW	CONTACT CODE MOD. 1					
		1	2	3	4	5	6
70218-X103	D	6	6	20	6	6	6
SEE NOTE 11 LEAD FREE OPTION	C	6	6	20	6	6	6
	B	6	6	20	6	6	6
	A	6	6	20	6	6	6

METRAL P/N	ROW	CONTACT CODE MOD. 1					
		1	2	3	4	5	6
70218-X108	D	1	1	3	2	3	1
SEE NOTE 11 LEAD FREE OPTION	C	1	1	3	2	3	1
	B	1	1	3	2	3	1
	A	1	1	3	2	3	1

METRAL P/N	ROW	CONTACT CODE MOD. 1					
		1	2	3	4	5	6
70218-X113	D	3	2	3	2	2	2
SEE NOTE 11 LEAD FREE OPTION	C	3	2	3	2	2	2
	B	3	2	3	2	2	2
	A	3	2	3	2	2	2

METRAL P/N	ROW	CONTACT CODE MOD. 1					
		1	2	3	4	5	6
70218-X118	D	2	2	2	2	2	1
SEE NOTE 11 LEAD FREE OPTION	C	2	2	2	2	1	2
	B	2	2	19	2	2	2
	A	2	2	1	2	2	2

METRAL P/N	ROW	CONTACT CODE MOD. 1					
		1	2	3	4	5	6
70218-X94	D	2	2	2	2	2	2
SEE NOTE 11 LEAD FREE OPTION	C	2	2	2	2	4	2
	B	2	2	2	2	2	2
	A	2	2	2	2	2	2

METRAL P/N	ROW	CONTACT CODE MOD. 1					
		1	2	3	4	5	6
70218-X99	D	1	1	1	1	19	19
SEE NOTE 11 LEAD FREE OPTION	C	1	1	1	1	19	19
	B	1	1	1	1	19	19
	A	1	1	1	1	19	19

METRAL P/N	ROW	CONTACT CODE MOD. 1					
		1	2	3	4	5	6
70218-X104	D	7	6	6	6	6	6
SEE NOTE 11 LEAD FREE OPTION	C	20	6	6	6	6	6
	B	6	6	6	20	6	6
	A	6	6	6	6	6	6

METRAL P/N	ROW	CONTACT CODE MOD. 1					
		1	2	3	4	5	6
70218-X109	D	2	1	1	2	2	2
SEE NOTE 11 LEAD FREE OPTION	C	2	1	1	2	2	2
	B	2	1	1	2	2	2
	A	2	1	1	2	2	2

METRAL P/N	ROW	CONTACT CODE MOD. 1					
		1	2	3	4	5	6
70218-X114	D	6	6	6	6	6	6
SEE NOTE 11 LEAD FREE OPTION	C	6	6	6	6	6	6
	B	7	6	6	6	6	6
	A	7	6	6	6	6	6

METRAL P/N	ROW	CONTACT CODE MOD. 1					
		1	2	3	4	5	6
70218-X119	D	20	6	6	6	6	6
SEE NOTE 11 LEAD FREE OPTION	C	20	6	6	6	6	6
	B	20	6	6	6	6	6
	A	20	6	6	6	6	6

METRAL P/N	ROW	CONTACT CODE MOD. 1					
		1	2	3	4	5	6
70218-X95	D	2	2	2	1	2	2
SEE NOTE 11 LEAD FREE OPTION	C	2	2	2	2	2	2
	B	2	2	2	2	2	2
	A	2	2	2	2	2	2

METRAL P/N	ROW	CONTACT CODE MOD. 1					
		1	2	3	4	5	6
70218-X100	D	4	2	2	2	2	4
SEE NOTE 11 LEAD FREE OPTION	C	2	2	2	2	2	2
	B	2	2	2	2	2	2
	A	4	2	2	4	2	2

METRAL P/N	ROW	CONTACT CODE MOD. 1					
		1	2	3	4	5	6
70218-X105	D	6	6	6	6	20	20
SEE NOTE 11 LEAD FREE OPTION	C	6	6	6	6	20	20
	B	6	6	6	6	20	20
	A	6	6	6	6	20	20

METRAL P/N	ROW	CONTACT CODE MOD. 1					
		1	2	3	4	5	6
70218-X110	D	1	1	2	2	2	3
SEE NOTE 11 LEAD FREE OPTION	C	1	1	2	2	2	3
	B	2	2	2	2	2	3
	A	2	2	2	2	2	3

METRAL P/N	ROW	CONTACT CODE MOD. 1					
		1	2	3	4	5	6
70218-X115	D	2	1	3	2	2	3
SEE NOTE 11 LEAD FREE OPTION	C	2	1	3	2	2	3
	B	2	1	3	2	2	3
	A	2	1	3	2	2	3

METRAL P/N	ROW	CONTACT CODE MOD. 1					
		1	2	3	4	5	6
70218-X120	D	2	2	19	2	19	2
SEE NOTE 11 LEAD FREE OPTION	C	2	2	19	2	19	2
	B	2	1	19	2	19	2
	A	2	2	19	2	19	2

Copyright FCI.

www.fciconnect.com			surface3.200 ISO 1302	tolerance std ISO 406 ISO 1101	projection	mm
			TOLERANCES UNLESS OTHERWISE SPECIFIED			
Dr	T.BRUNGARD	01/24/00	ANGULAR	LINEAR 0.X ±0.3	size A4	Scale 53:50
Eng	M.STRAWSER	01/24/00		0.XX ±0.13		
Chr	M.STRAWSER	01/24/00	0° ±2°	0.XXX ±.051	ECN *	
Appr	M.STRAWSER	02/29/00	Product family	METRAL	Spec ref *	
title	METRAL SIGNAL HEADER 1 MOD, 4 ROW PRESS-FIT				dwg no 70218	Rev. BX
catalog no			-		CUSTOMER	sheet 6 of 7

REV F - 2006-04-17

METRAL P/N	ROW	CONTACT CODE MOD. 1					
		1	2	3	4	5	6
70218-X121	D	2	2	3	19	1	19
	C	2	2	3	19	2	19
SEE NOTE 11 LEAD FREE OPTION	B	2	2	3	19	19	2
	A	2	2	3	19	19	3

NOTES:

1. FOR DIM A AND B SEE SHEET 2 AND UP.

2. BODY MATERIAL: LIQUID CRYSTAL

   POLYMER 30 % GLASS.

   FLAME RETARDANT ACC. UL 94-V0.

3. PIN MATERIAL:
   PHOSPHOR BRONZE.

4. PLATING ON PRESS-FIT TAIL:
   70218 -XYY IS SnPb
   70218-XYYLF IS SN (LEAD FREE)
   PLATING ON CONTACT AREA CONFORMS TO PERFORMANCE LEVEL SHOWN IN TABLE.

5. PRODUCT MARKING:
   PART NUMBER DESIGNATION & BATCH I.D.

6. ALL PRODUCTS WITH PART NUMBERS SHOWN IN SUBSEQUENT TABLES WILL BE PACKAGED IN TUBES. IF TRAY PACKAGING IS REQUIRED, A SUFFIX "P" WILL BE ADDED TO THE END OF THE PART NUMBER. EXAMPLE: XXXXX-XXXP OR XXXXX-XXXPLF

7. PRODUCT SPECIFICATION GS-12-180
   APPLICATION SPECIFICATION BUS-20-073

8. AFTER INSERTION INTO CIRCUIT BOARD WITH QUALIFIED TOOL.

9. -A PLATING HAS Au FLASH IN PRESS FIT AREA (LEAD FREE).

10. THE PRODUCTS WHERE THE PART NUMBER ENDS IN LF MEET THE EUROPEAN UNION DIRECTIVES AND OTHER COUNTRY REGULATIONS AS DESCRIBED IN GS-22-008.

11. FOR LEAD FREE PART NUMBERS, ADD AN "LF" SUFFIX. EXAMPLE: 70218-X01LF

12. ALL PRODUCTS EXCEPT THOSE WITH PART NUMBERS CONTAINING (DRAWING NO.)-N1--- OR (DRAWING NO.)-N5---WILL WITHSTAND EXPOSURE TO 260°C FOR 60 SECONDS IN A CONVECTION, INFRA-RED OR VAPOR PHASE REFLOW OVEN. PART NUMBERS (DRAWING NO.)-N1--- AND (DRAWINGS NO.)-N5---WILL NOT WITHSTAND REFLOW AND Au CONTACT SURFACE OF THE CONTACTS SHALL BE EXPOSED TO A MAXIMIM 140°C FOR NO LONGER THAN 15 SECONDS IN A WAVE SOLDER APPLICATION.

www.fciconnect.com			surface3.200 ISO 1302	tolerance std ISO 406 ISO 1101		projection	mm
			TOLERANCES UNLESS OTHERWISE SPECIFIED				
Dr	T.BRUNGARD	01/24/00	ANGULAR	LINEAR	0.X	±0.3	size A4	Scale 53:50
Eng	M.STRAWSER	01/24/00			0.XX	±0.13		
Chr	M.STRAWSER	01/24/00	0° ±2°		0.XXX	±.051	ECN	*
Appr	M.STRAWSER	02/29/00	Product family		METRAL		Spec ref	*
title	METRAL SIGNAL HEADER 1 MOD, 4 ROW PRESS-FIT				dwg no	70218		Rev. BX
catalog no			-		CUSTOMER		sheet 7 of 7	

Copyright FCI.

REV F - 2006-04-17