samtec

TIGER™ EYE SYSTEM

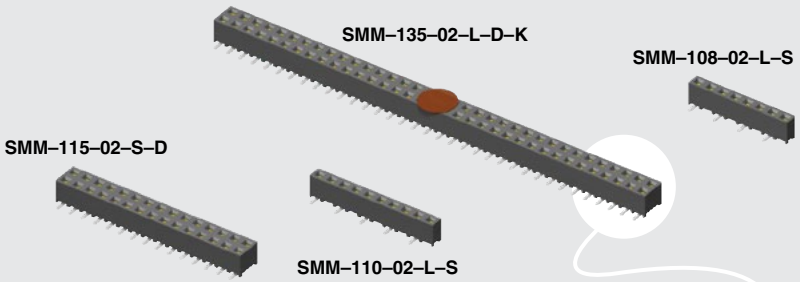

(2.00 mm) .0787"

SMM SERIES

TIGER EYE™ SOCKET STRIP

SPECIFICATIONS

For complete specifications and recommended PCB layouts see www.samtec.com?SMM

Insulator Material:
Black Liquid Crystal Polymer
Contact Material:
BeCu
Plating: Sn or Au over 50 µ" (1.27 µm) Ni
Current Rating (TMM/SMM):
3.2 A per pin
(2 pins powered)
Voltage Rating:
350 VAC
Operating Temp Range:
-55 °C to +125 °C
Insertion Depth:
(3.05 mm) .120" to
(3.25 mm) .128"
Max Cycles:
100 with 10 µ" (0.25 µm) Au
RoHS Compliant:
Yes

PROCESSING

Lead–Free Solderable:
Yes
SMT Lead Coplanarity:
(0.10 mm) .004" max

RECOGNITIONS

For complete scope of recognitions see www.samtec.com/quality

FILE NO. E111594

ALSO AVAILABLE
(MOQ Required)

- Locking clip (Manual placement required)
- Other platings

POLARIZING KEY

Specify PK–01–07 for polarizing key (Available in wheels of six each). Also polarizes TCSD Series IDC Cable.

Board Mates:
TMM, TMMH, MTMM, MMT, LTMM, TW, PTT, ZLTMM

Cable Mates:
TCMD

10 YEAR MFG WITH 30 µ" GOLD
EXTENDED LIFE PRODUCT
HIGH MATING CYCLES

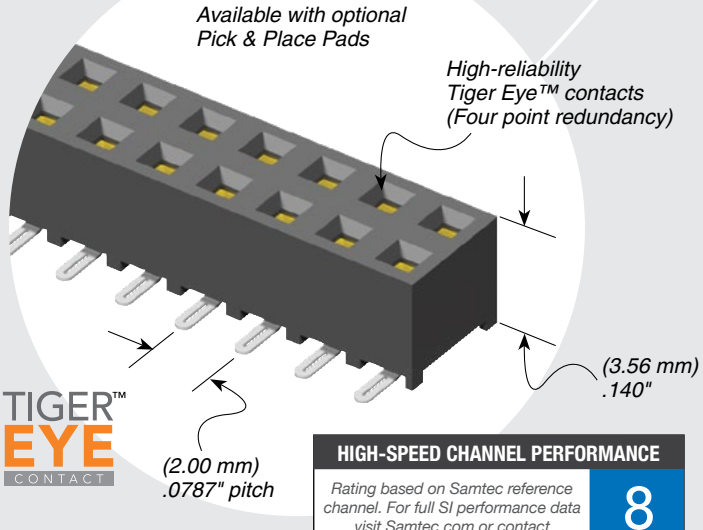

HIGH-SPEED CHANNEL PERFORMANCE
Rating based on Samtec reference channel. For full SI performance data visit Samtec.com or contact SIG@samtec.com
8 Gbps

SMM	–	1	NO. PINS PER ROW	–	02	–	PLATING OPTION	–	ROW OPTION	–	OTHER OPTION
			02 thru 40								

–F
= Gold flash on contact, Matte Tin on tail

–L
= 10 µ" (0.25 µm) Gold on contact, Matte Tin on tail

–S
= 30 µ" (0.76 µm) Gold on contact, Matte Tin on tail

–S
= Single Row

–D
= Double Row

–"XX"
= Polarized Position

–K
= (5.50 mm) .217" DIA Polyimide Film Pick & Place Pad (2 positions minimum, –02 thru –05 requires –TR)

–P
= Plastic Pick & Place Pad (–02 thru –05 requires –TR)

–TR
= Tape & Reel Packaging (27 positions maximum)

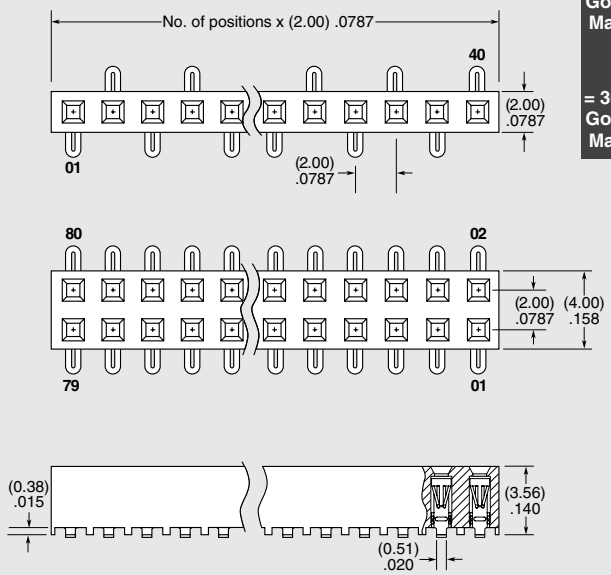

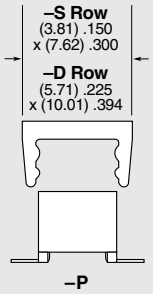

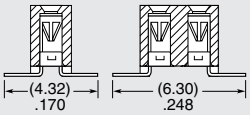

Note:
Some lengths, styles and options are non-standard, non-returnable.

Due to technical progress, all designs, specifications and components are subject to change without notice.

WWW.SAMTEC.COM

All parts within this catalog are built to Samtec's specifications.
Customer specific requirements must be approved by Samtec and identified in a Samtec customer-specific drawing to apply.