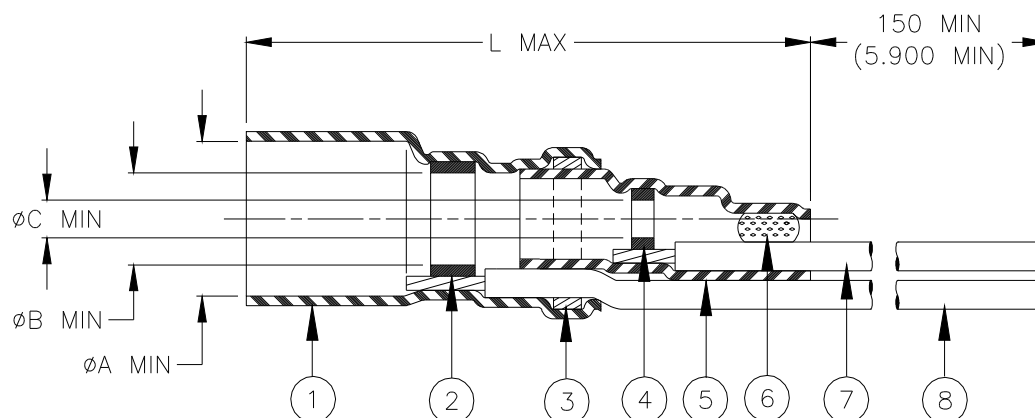


SPECIFICATION CONTROL DRAWING



Product Revision		Component Dimensions				"GA"	Cable Dimensions				
Product Name		L max	øA min	øB min	øC min	Wire Gauge (AWG)	øD	øE	øF min	G±0.5 (G±0.02)	M±0.5 (M±0.02)
B-040-20-N	D	30.0 (1.180)	4.40 (0.175)	2.80 (0.110)	1.60 (0.060)	20	1.70 (0.065) to 4.40 (0.175)	1.50 (0.060) to 2.80 (0.110)	0.30 (0.012)	16.0 (0.630)	6.0 (0.235)
B-040-22-N	D					22					
B-040-24-N	D					24					
B-040-26-N	D					26					
B-040-28-N	D					28					
B-040-30-N	D					30					

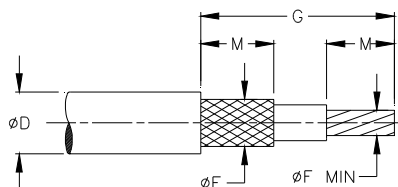
MATERIALS


1. & 5. INSULATION SLEEVE: Heat-shrinkable, radiation cross-linked modified polyvinylidene fluoride. Transparent blue.
2. & 4. SOLDER PREFORMS WITH FLUX:
SOLDER: TYPE Sn63 per ANSI J-STD-006.
FLUX: TYPE ROL1 per ANSI J-STD-004.
3. & 6. MELTABLE RINGS: Thermally stabilized thermoplastic.
7. CONDUCTOR LEAD: MIL-W-22759/32-GA-9, AWG "GA" (see table). ETFE insulated, stranded tin plated copper.
Color: white.
8. GROUND LEAD: MIL-W-22759/32-GA-6, AWG "GA" (see table). ETFE insulated, stranded tin plated copper.
Color: blue.

APPLICATION

1. The parts covered by this SCD are for use in terminating the primary conductor and the braided shield of a coaxial cable having tin or silver plated conductor and shield, rated for at least 125° C and meeting the dimensional requirements listed.
2. Parts will meet the requirements of Raychem Specification RT-1404 when installed per Raychem RPIP-500-03.
3. Temperature range: -55°C to +150°C.

For best results, prepare the cable as shown:



		TE Connectivity 305 Constitution Drive Menlo Park, CA 94025, USA		Raychem Products		TITLE: COAXIAL SOLDERSLEEVE DEVICE WITH PRE-INSTALLED STRANDED WIRES			
UNLESS OTHERWISE SPECIFIED DIMENSIONS ARE IN MILLIMETERS. INCHES DIMENSIONS ARE BETWEEN BRACKETS.						DOCUMENT NO.: B-040-GA-N			
TOLERANCES: 0.00 N/A 0.0 N/A 0 N/A		ANGLES: N/A ROUGHNESS IN MICRON		TE Connectivity reserves the right to amend this drawing at any time. Users should evaluate the suitability of the product for their application.		DATE: 15-Apr-11		DOC ISSUE: 3	
DRAWN BY: M. FORONDA		REPLACES: D000433		DCR NUMBER: D000581		PROD. REV. SEE TABLE	SCALE: None	SIZE: A	SHEET: 1 of 1

Print Date: 9-May-11 If this document is printed it becomes uncontrolled. Check for the latest revision.

Mouser Electronics

Authorized Distributor

Click to View Pricing, Inventory, Delivery & Lifecycle Information:

[TE Connectivity:](#)

[B-040-22-N](#) [B-040-28-N](#) [B-040-20-N](#)