THIS DRAWING IS UNPUBLISHED. RELEASED FOR PUBLICATION – –, .
© COPYRIGHT – By – ALL RIGHTS RESERVED.

LOC	DIST
AD	39

REVISIONS

P	LTR	DESCRIPTION	DATE	DWN	APVD
	E4	REVISED PER ECO-15-011943	19AUG2015	NK	MM

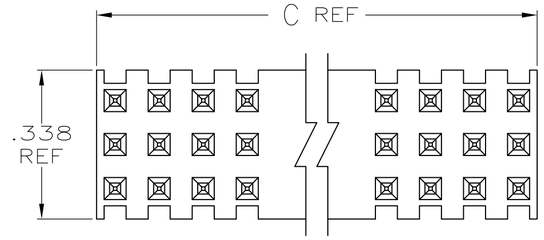

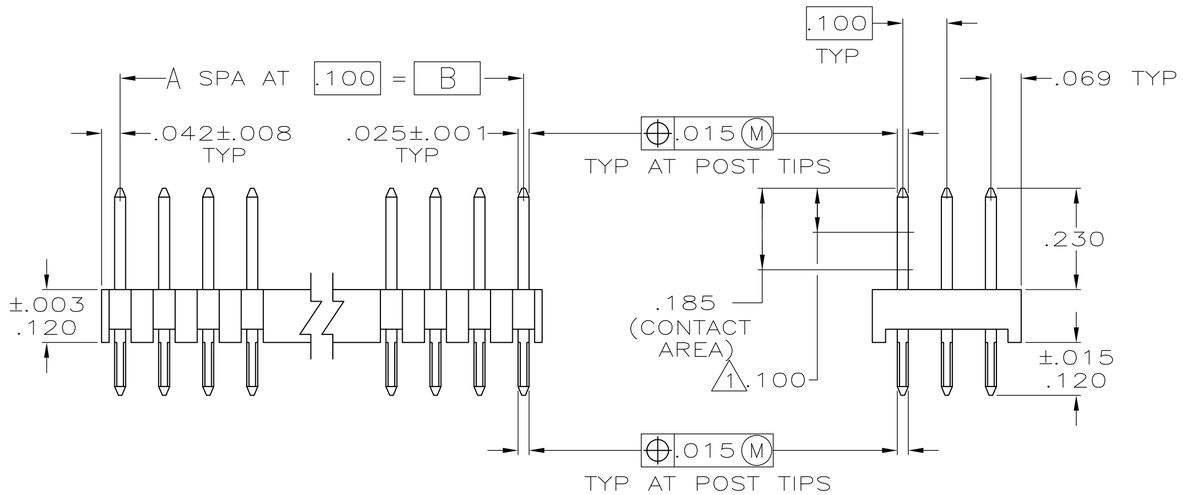

1. POINT OF MEASUREMENT FOR PLATING THICKNESS
2. TRUE POSITION TOLERANCE OF THE POST TIPS APPLIES WHEN THE HEADERS ARE HELD FLAT AGAINST THE PRINTED CIRCUIT BOARDS
3. .000030 GOLD ON THE CONTACT AREA, .000100–.000200 BRIGHT TIN–LEAD ON THE SOLDER TAIL ALL OVER .000050 NICKEL
4. .000030 GOLD ON THE CONTACT AREA, .000100–.000200 MATTE TIN ON THE SOLDER TAIL ALL OVER .000050 NICKEL
5. HOUSING– FLAME RETARDANT THERMOPLASTIC, COLOR–BLACK POSTS–PHOS BRONZE
6. OBSOLETE PARTS: OBSOLETE CIS STREAMLINING PER D.RENAUD/D.SINISI

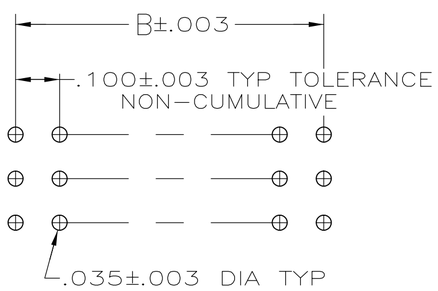

RECOMMENDED HOLE LAYOUT

4	3.984	3.900	39	120	8–103817–8
	3.184	3.100	31	96	8–103817–0
	2.384	2.300	23	72	7–103817–2
	2.284	2.200	22	69	7–103817–1
	1.984	1.900	19	60	6–103817–8
	1.484	1.400	14	45	6–103817–3
	1.384	1.300	13	42	6–103817–2
	1.084	1.000	10	33	5–103817–9
	.984	.900	9	30	5–103817–8
	.884	.800	8	27	5–103817–7
	.784	.700	7	24	5–103817–6
	.684	.600	6	21	5–103817–5
	.584	.500	5	18	5–103817–4
	.484	.400	4	15	5–103817–3
	.384	.300	3	12	5–103817–2
	.284	.200	2	9	5–103817–1
FINISH	C	B	A	NO OF POS	ASSEMBLY PART NUMBER

		3.984	3.900	39	120	3–103817–8
	OBSOLETE	3.884	3.800	38	117	3–103817–7
	OBSOLETE	3.784	3.700	37	114	3–103817–6
	OBSOLETE	3.684	3.600	36	111	3–103817–5
	OBSOLETE	3.584	3.500	35	108	3–103817–4
	OBSOLETE	3.484	3.400	34	105	3–103817–3
	OBSOLETE	3.384	3.300	33	102	3–103817–2
	OBSOLETE	3.284	3.200	32	99	3–103817–1
6	OBSOLETE	3.184	3.100	31	96	~~3–103817–0~~
	OBSOLETE	3.084	3.000	30	93	2–103817–9
	OBSOLETE	2.984	2.900	29	90	2–103817–8
	OBSOLETE	2.884	2.800	28	87	2–103817–7
	OBSOLETE	2.784	2.700	27	84	2–103817–6
	OBSOLETE	2.684	2.600	26	81	2–103817–5
	OBSOLETE	2.584	2.500	25	78	2–103817–4
	OBSOLETE	2.484	2.400	24	75	2–103817–3
6	OBSOLETE	3 2.384	2.300	23	72	~~2–103817–2~~
6	OBSOLETE	2.284	2.200	22	69	~~2–103817–1~~
	OBSOLETE	2.184	2.100	21	66	2–103817–0
	OBSOLETE	2.084	2.000	20	63	1–103817–9
6	OBSOLETE	1.984	1.900	19	60	~~1–103817–8~~
	OBSOLETE	1.884	1.800	18	57	1–103817–7
	OBSOLETE	1.784	1.700	17	54	1–103817–6
	OBSOLETE	1.684	1.600	16	51	1–103817–5
	OBSOLETE	1.584	1.500	15	48	1–103817–4
6	OBSOLETE	1.484	1.400	14	45	~~1–103817–3~~
6	OBSOLETE	1.384	1.300	13	42	~~1–103817–2~~
	OBSOLETE	1.284	1.200	12	39	1–103817–1
	OBSOLETE	1.184	1.100	11	36	1–103817–0
6	OBSOLETE	1.084	1.000	10	33	~~103817–9~~
6	SUPERCEDED	.984	.900	9	30	~~103817–8~~
6	OBSOLETE	.884	.800	8	27	~~103817–7~~
		.784	.700	7	24	103817–6
		.684	.600	6	21	103817–5
		.584	.500	5	18	103817–4
6	OBSOLETE	.484	.400	4	15	~~103817–3~~
		.384	.300	3	12	103817–2
		.284	.200	2	9	103817–1
	FINISH	C	B	A	NO OF POS	ASSEMBLY PART NUMBER

103817

THIS DRAWING IS A CONTROLLED DOCUMENT.

DIMENSIONS: INCHES

TOLERANCES UNLESS OTHERWISE SPECIFIED:
0 PLC ± –
1 PLC ± –
2 PLC ± –
3 PLC ± –
4 PLC ± –
ANGLES ± –

MATERIAL 5

FINISH SEE TABLE

DWN K HELM 1–22–91
CHK R. FEIDT 1–22–91
APVD –
PRODUCT SPEC –
APPLICATION SPEC –
WEIGHT –

TE Connectivity

NAME ASSEMBLY, MOD II, HEADER, TRIPLE ROW, .100X.100X.100 –

SIZE	CAGE CODE	DRAWING NO	RESTRICTED TO
A2	00779	C-103817	–

CUSTOMER DRAWING | SCALE 1:1 | SHEET 1 OF 1 | REV E4

1471–9 (3/11)