

# Reed Switch Direct Mounting Style D-Z73/D-Z76/D-Z80

For details about certified products conforming to international standards, visit us at [www.smcworld.com](http://www.smcworld.com).

## Grommet



## Auto Switch Specifications

PLC: Abbreviation of Programmable Logic Controller

D-Z7 (With indicator light)			
Auto switch model	D-Z73		D-Z76
Applicable load	Relay, PLC		IC circuit
Load voltage	24 VDC	100 VAC	4 to 8 VDC
Max. load current and load current range <sup>(3)</sup>	5 to 40 mA	5 to 20 mA	20 mA
Contact protection circuit	None		
Internal voltage drop	≤ 2.4 V (to 20 mA) ≤ 3 V (to 40 mA)		0.8 V or less
Indicator light	Red LED lights when ON.		
D-Z8 (Without indicator light)			
Auto switch model	D-Z80		
Applicable load	Relay, PLC, IC circuit		
Load voltage	24 V <sub>DC</sub> <sup>AC</sup> or less	48 V <sub>DC</sub> <sup>AC</sup>	100 V <sub>DC</sub> <sup>AC</sup>
Maximum load current	50 mA	40 mA	20 mA
Contact protection circuit	None		
Internal resistance	1 Ω or less (Including 3 m lead wire)		

- Lead wire — Oil resistant vinyl heavy-duty cord, ø3.4, 0.2 mm<sup>2</sup>, 3 cores (Brown, Black, Blue), 2 cores (Brown, Blue), 0.5 m (For only D-Z73, ø2.7, 0.18 mm<sup>2</sup>, 2 cores)

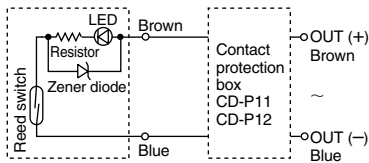
Note 1) Regarding the common specifications of the reed switches, refer to page 6-16-7.

Note 2) Regarding the lead wire length, refer to page 6-16-7.

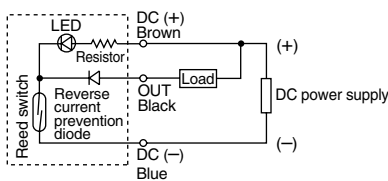
Note 3) Under 5 mA, the strength of the indicator light is poor. In some cases, visibility of the indicator light will not be possible where the output signal is less than 2.5 mA. However, there is no problem in terms of contact output, when an output signal exceeds 1 mA or more.

## Auto Switch Internal Circuit

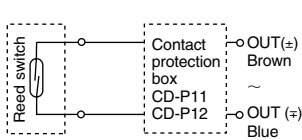
### D-Z73



### D-Z76



### D-Z80



Note 1) Operating load is an induction load.

Note 2) Wiring to the load is 5 m or longer.

Note 3) Load voltage is 100 VAC.

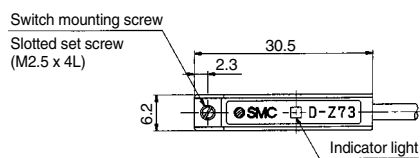
Use the contact protection box in any of the above listed situations. The contact point life may decrease. (Refer to page 6-16-7 for contact protection box.)

## Weight

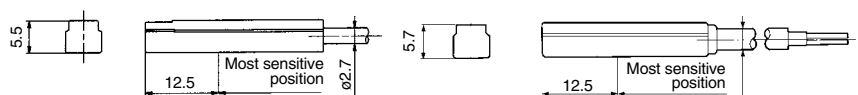
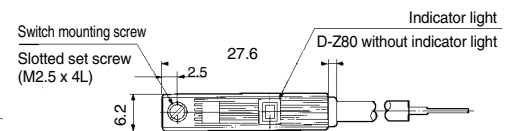
Auto switch model	D-Z73	D-Z76	D-Z80
Lead wire length (m)	0.5	7	9
	3	31	49
	5	50	—

## Dimensions

### D-Z73



### D-Z76, Z80



CJ1

CJP

CJ2

CM2

CG1

MB

MB1

CA2

CS1

C76

C85

C95

CP95

NCM

NCA

D-

-X

20-

Data