

CG Series

Single Pole Power Rocker Switches

Features/Benefits

- Bevelled frame
- Illuminated versions available
- Easy panel mount installation

Typical Applications

- Computers and peripherals
- Small appliances
- Instrument panels
- Industrial controls
- RoHS compliant



UL 61058-1

Specifications

CONTACT RATING:
16 AMPS @ 125 VAC, 10 AMPS @ 250 VAC.
10 AMPS @ 250 VAC, 6 AMPS @ 250 VAC.
ELECTRICAL LIFE: 10,000 make and break cycles at full load.
INSULATION RESISTANCE: $10^8 \Omega$ min.
DIELECTRIC STRENGTH: 1,500 VRMS @ sea level.
OPERATING TEMPERATURE: -20°C to +85°C

Materials

HOUSING AND ACTUATOR: 6/6 nylon (UL94V-2), black, matte finish.
ILLUMINATED ACTUATOR: Polycarbonate, matte finish.
CENTER CONTACTS: Silver plated, copper alloy.
END CONTACTS: Silver plated.
ALL TERMINALS: Silver plated, copper alloy.

NOTE: Specifications and materials listed above are for switches with standard options. For information on specific and custom switches, consult Customer Service Center.

Build-A-Switch

To order, simply select desired option from each category and place in the appropriate box. Available options are shown and described on pages G-87 through G-89. For additional options not shown in catalog, consult Customer Service Center.

Switch Function	Actuator	Actuator Color	Mounting Style/Color	Termination	Actuator Marking	Contact Rating	Lamp Rating
CG101 SPDT On-None-On	J1 Rocker	2 Black	S2 Snap-in, black	05 .250" quick connect	(NONE) No marking	QF Silver	(NONE) No lamp
CG102 SPST On-None-Off	J2 **Two-tone rocker	1 White	S1 Snap-in, white		D ON-OFF		7 125 VAC neon
CG103 SPDT On-Off-On	J3 Illuminated rocker	3 Red			H "O I" - international ON-OFF		8 250 VAC neon
CG105 SPDT Mom-Off-Mom		R Red, illuminated			P "O -" international ON-OFF		
CG12 * SPST On-None-Off		A Amber, illuminated					
		G Green, illuminated					

* CG12 — for switches with both marking and illumination

** J2 — refer to table on page G-88 for actuator options

Rocker



Third Angle
Projection

Dimensions are shown: Inches (mm)

Specifications and dimensions subject to change

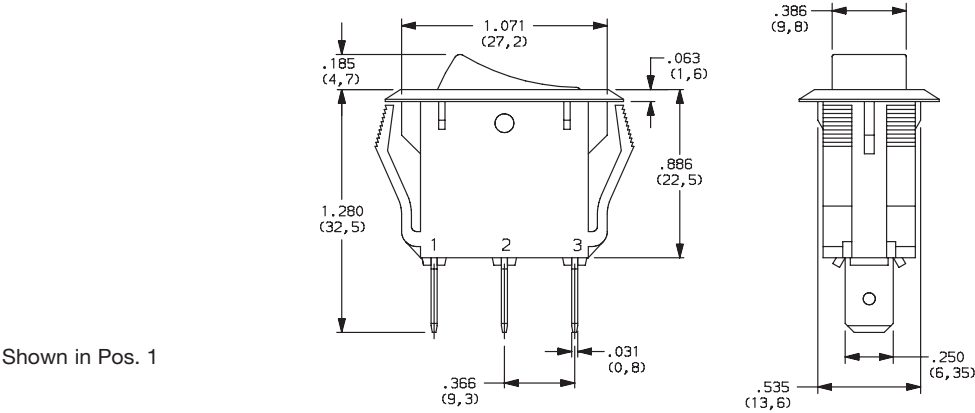
www.ck-components.com

CG Series Single Pole Power Rocker Switches

SWITCH FUNCTION

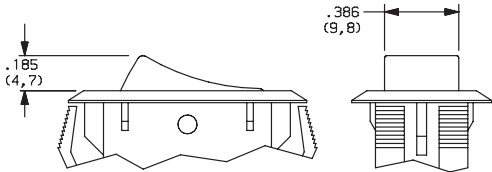
NO. POLES	MODEL NO.	SWITCH FUNCTION			CONNECTED TERMINALS			SCHEMATIC
		Pos. 1	Pos. 2	Pos. 3	Pos. 1	Pos. 2	Pos. 3	
		C&K marking on opposite side			C&K marking on opposite side			
SP	CG101	ON	NONE	ON	1-2	N/A	2-3	
	CG102	ON	NONE	OFF	1-2		OPEN	
	CG103	ON	OFF	ON	1-2	OPEN	2-3	
	CG105	MOM	OFF	MOM	1-2	OPEN	2-3	
	CG12 *	ON	NONE	OFF	1-2	N/A	OPEN	

* CG12 - for switches with both marking and illumination



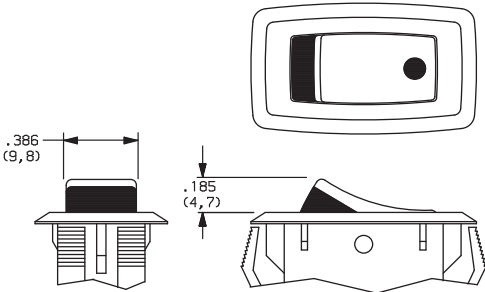
ACTUATOR

- J1 ROCKER
- J3 ILLUMINATED ROCKER

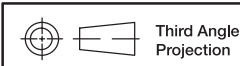


NOTE: J3 actuator available with CG102 switch function only.

- J2 TWO-TONE ROCKER



NOTE: Available with CG102 switch function only.



Dimensions are shown: Inches (mm)
Specifications and dimensions subject to change

www.ck-components.com



CG Series

Single Pole Power Rocker Switches

ACTUATOR COLOR

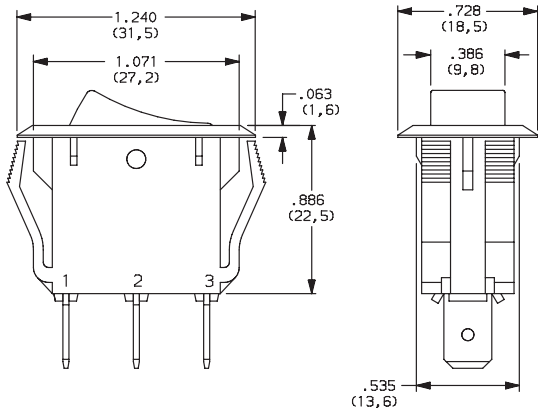
ACTUATOR	OPTION CODE	ACTUATOR COLOR
J1	2	BLACK
	1	WHITE
	3	RED
J3	R	RED, ILLUMINATED
	A	AMBER, ILLUMINATED
	G	GREEN, ILLUMINATED

OPTION CODE	ACTUATOR COLOR	
	TOP	BOTTOM
1	WHITE	RED
2	WHITE	BLACK
3	RED	WHITE
4	BLACK	WHITE
5	BLACK	RED

J2 actuator only

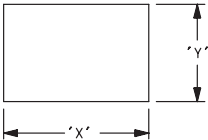
MOUNTING STYLE/COLOR

- S2 SNAP-IN, BLACK
- S1 SNAP-IN, WHITE



Shown in Pos. 1

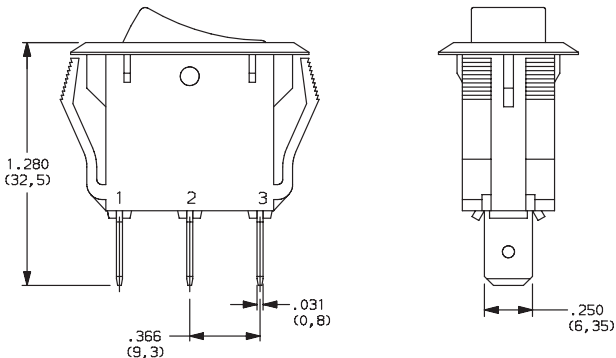
PANEL MOUNTING



PANEL THICKNESS	"X"	"Y"
0.030-0.049 (0,75-1,25)	1.087-.004 (27,6-0,1)	0.543+.004 (13,8+0,1)
0.049-0.079 (1,25-2,0)	1.094-.004 (27,8-0,1)	0.543+.004 (13,8+0,1)
0.079-0.118 (2,0-3,0)	1.102-.004 (28,0-0,1)	0.543+.004 (13,8+0,1)

TERMINATION

- 05 .250" QUICK CONNECT



Shown in Pos. 1

Rocker



Dimensions are shown: Inches (mm)
Specifications and dimensions subject to change

www.ck-components.com

CG Series
Single Pole Power Rocker Switches

ACTUATOR MARKING

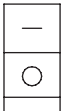
NONE NO MARKING



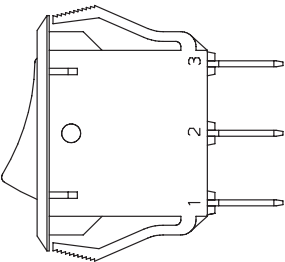
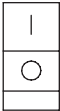
D ON-OFF



H O I



P O -



NOTE: Orientation of actuator marking and terminals.

Shown in Pos. 1

CONTACT MATERIAL

OPTION CODE	CONTACT AND TERMINAL MATERIAL	RATINGS	
QF	SILVER	POWER	16 AMPS @ 125 VAC; 10 AMPS @ 250 VAC 10 AMPS @ 250 VAC

* Note: See Technical Data section of this catalog for RoHS compliant and compatible definitions and specifications.



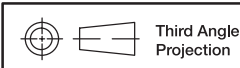
LAMP RATING

(NONE) NO LAMP

7 125 VAC 33kΩ NEON

8 250 VAC 150kΩ NEON

NOTE: Lamp rating for J3 actuator option.



Dimensions are shown: Inches (mm)
Specifications and dimensions subject to change

www.ck-components.com

