

# VPL26-190

### Electrical Specifications (@25C)

1. Maximum Power: 5.0VA
2. Input Voltage – **Series:** 230VAC @ 50/60Hz, **Parallel:** 115VAC @ 50/60Hz
3. Output Voltage – **Series:** 26.8V CT @ 0.190A, **Parallel:** 13.4V @ 0.370A
4. Voltage Regulation: 20% TYP @ full load to no load
5. Hipot: 3500VAC between primary to secondary and windings to core.

### Construction:

Dual winding construction with an insulated shroud, both made of a high temperature material that exceeds UL flammability requirements. Shrouds are provided over the connections of the leads to the windings on both primary and secondary coils. Devices are designed with a minimum of 6mm creepage distance between the primary and secondary and are manufactured with a Class B (130°C) insulation system.

### Agency Files:

TUV Certificate No.: R72103639, EN60950, Information Technology



Dimensions: Units: In inches

A	B	C	D	E	F
1.437	2.375	1.437	2.00	8.00	0.187

Weight: 0.4 lbs.

### Connections<sup>1</sup>:

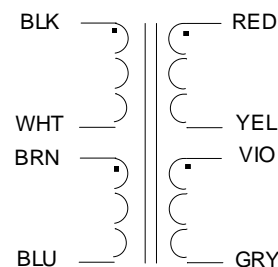
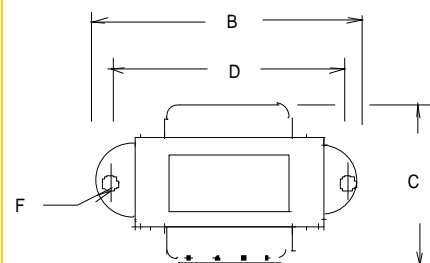
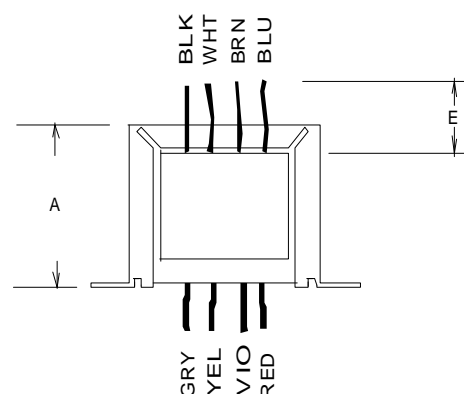
**Input:** Series – BLK to BLU, Jumper WHT to BRN  
Parallel – BLK to BLU, Jumper BLK to BRN and WHT to BLU

**Output:** Series – RED to GRY, Jumper YEL to VIO  
Parallel – RED to GRY, Jumper RED to VIO and YEL to GRY

**RoHS Compliance:** As of manufacturing date February 2005, all standard products meet the requirements of 2011/65/EU, known as the RoHS initiative.

\* Upon printing, this document is considered “uncontrolled”. Please contact Triad Magnetics’ website for the most current version.

<sup>1</sup> Primary and secondary windings are designed to be connected in series or parallel. Winding are not intended to be used independently.



**SCHEMATIC**