REV	K

PLOT SCALE: .225/ DIMSCALE: .200

UNLESS OTHERWISE NOTED
DIMENSIONS ARE IN INCHES — TOLERANCES ARE:
ONE PLACE DECIMALS ± .1[2.5] THREE PLACE DECIMALS ± .005[.127]
TWO PLACE DECIMALS ± .01[.25] FOUR PLACE DECIMALS ± .0020[.051]
ANGLES ± 2°

TITLE: .200 SOCKET POWER ASSEMBLY

DWG NO: PSS-XX-XX-X-X-XX

SHEET 1 OF 2

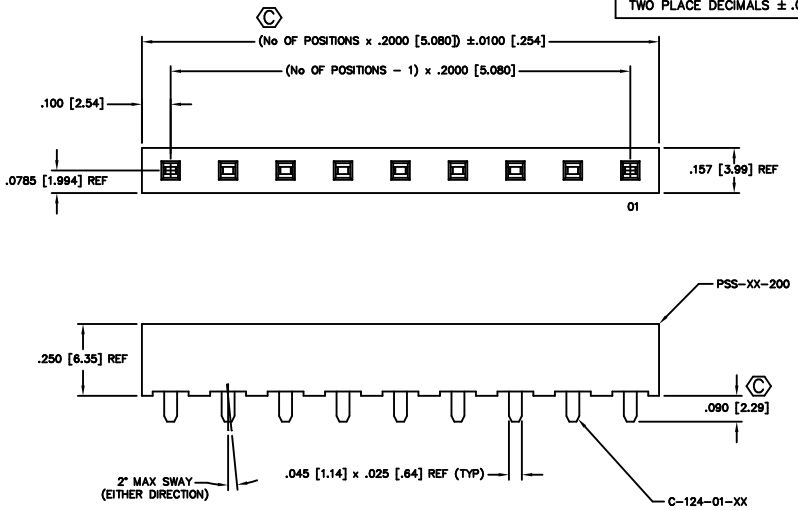

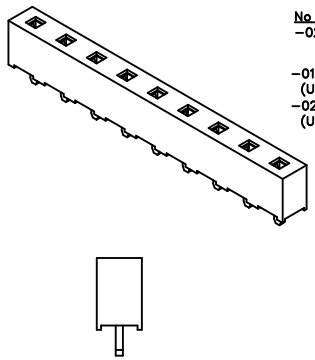

FIG 1
−01 LEAD STYLE

PSS−XX−XX−X−X−XX

No OF POSITIONS
−02 THRU −20

LEAD STYLE
−01: .090 TAIL (SEE FIG 1)
(USE C−124−XX−XX)
−02: SURFACE MOUNT (SEE FIG 2)
(USE C−124−XX−XX)

OPTION
−K: POLYIMIDE FILM PAD (SEE SHEET TWO)
−TR: TAPE & REEL (AVAILABLE ON −02 LEAD STYLE, −02 THRU −14 POSITIONS ONLY)

ROW SPECIFICATION
−S: SINGLE ROW
(USE PSS−20−200)

PLATING SPECIFICATION
−T: TIN (USE C−124−XX−T)
−TM: MATTE TIN (USE C−124−XX−T)
−H: HEAVY GOLD (USE C−124−XX−H)

NOTES:
1. MAX ALLOWABLE BOW: .005 IN/IN AFTER ASSEMBLY
2. PUSHOUT FORCE SHALL BE: 2 lb MINIMUM.
3. Ⓒ REPRESENTS A CRITICAL DIMENSION.
4. INSERTION FORCE: 1.75 LB AVG
5. WITHDRAWAL FORCE: 1.25 LB AVG
6. ENDWALL THICKNESS: .021

FIG 2
−02: SURFACE MOUNT
(SAME AS FIG 1 UNLESS OTHERWISE STATED)

INPROCESS FOR −02

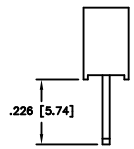

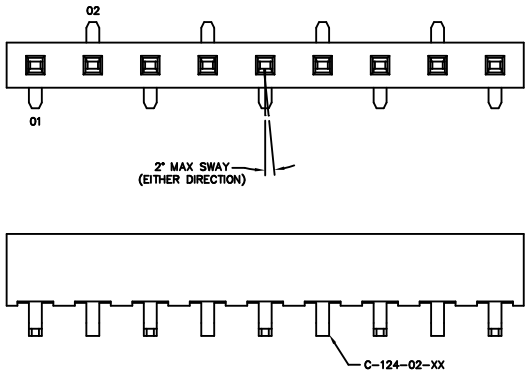

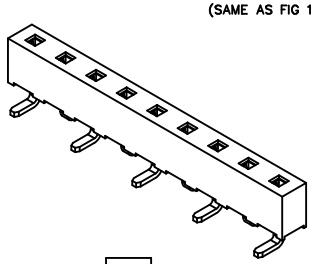

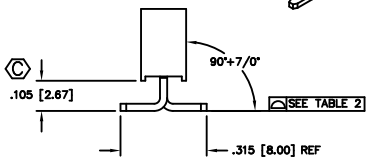

TABLE 2	
No OF POS	COPLANARITY
02−14	.006
15−20	.008

PACKAGING VIEWS



TABLE 1		
LEAD STYLE	PACKAGING TUBE	PLUG
−01	PT−1−24−11−09	TP−09
−02	PT−1−24−04−15	TP−03

PROPRIETARY NOTE
THIS DOCUMENT CONTAINS INFORMATION CONFIDENTIAL AND PROPRIETARY TO SAMTEC INC. AND SHALL NOT BE REPRODUCED OR TRANSFERRED TO OTHER DOCUMENTS OR DISCLOSED TO OTHERS OR USED FOR ANY PURPOSE OTHER THAN THAT FOR WHICH IT WAS OBTAINED WITHOUT THE EXPRESSED WRITTEN CONSENT OF SAMTEC INC.

MATERIAL:
INSULATOR: VECTRA E130i
COLOR: BLACK
CONTACT: BeCu 174 HT

MAX FLASH ALLOWED: .020 [.51]

MISC\MKTG
PSS-MKT1

samtec
520 PARK EAST BLVD. NEW ALBANY, INDIANA 47150
PHONE (812) 944-6733 P.O. BOX 1147
CODE 55322

MADE BY: PURVIS 08-13-98

PSS-XX-XX-X-X-XX
SHEET 1 OF 2