PRODUCT NUMBER

57102–XXX–XXXXXLF

- RoHS COMPATIBLE SEE NOTE 7
- POLARIZATION, SEE NOTE 6
- PACKAGING, SEE NOTE 5
- NB OF POSITIONS PER ROW: 02 TO 25 POS

PLATING

S = 0.38µm GOLD/GXT ON CONTACT AREA
2µm MIN MATTE TIN ON TAIL

G = 0.76µm GOLD/GXT ON CONTACT AREA
2µm MIN MATTE TIN ON TAIL

F = GOLD FLASH ON CONTACT AREA
2µm MIN MATTE TIN ON TAIL

1.27µm MIN NICKEL UNDERPLATING

PIN STYLE	POST LENGTH	TAIL LENGTH	OAL
02	2.00	2.50	6.00
04	2.00	3.00	6.50
06	4.00	2.50	8.00
08	4.00	3.00	8.50
10	6.00	3.00	10.50
12	5.71	4.37	11.58

TOP VIEW

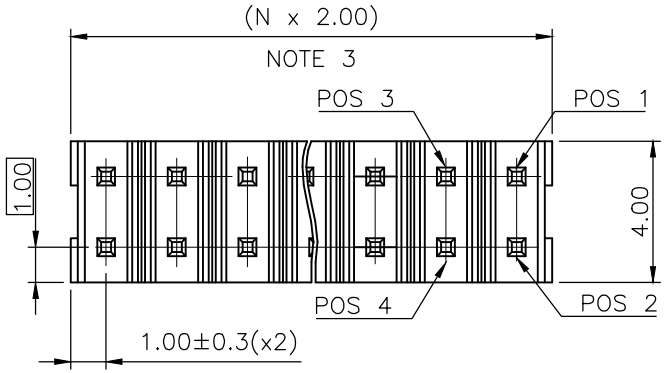

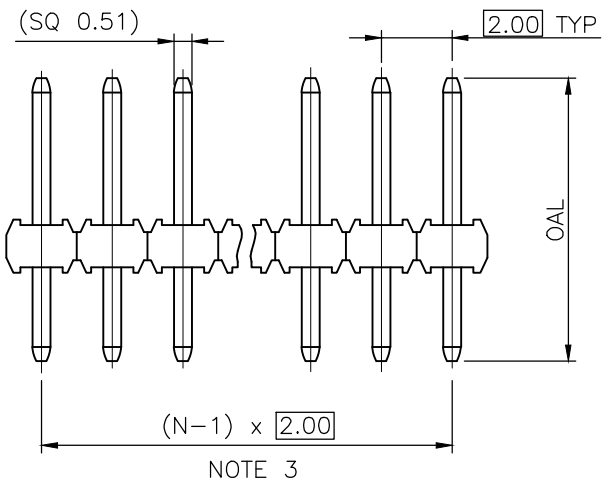

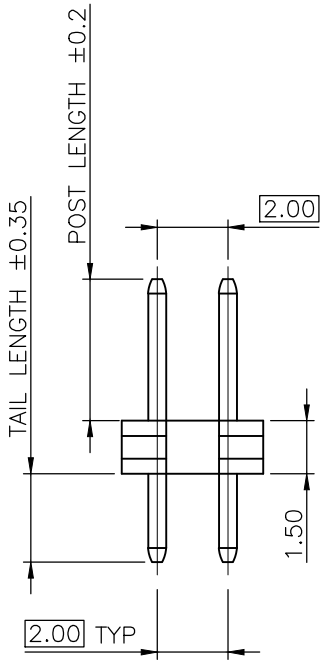

NOTES:

1. MATERIAL HOUSING: HIGH TEMP. THERMOPLASTIC
   UL 94V–0, COLOR BLACK
2. MATERIAL TERMINAL: COPPER ALLOY
3. TO DETERMINE DIMENSIONS:
   N = NUMBER OF POSITIONS PER ROW
4. 7N MIN. PIN RETENTION IN EITHER DIRECTION.
5. PACKAGING:
   = STANDARD PACKAGINIG IN POLYBAGS
   – = PACKAGING POLYBAGS WHEN POLARIZATION FEATURE APPLICABLE
   U = TUBE AVAILABLE FROM 03 TO 25 POS PER ROW
6. FOR POLARIZATION, SPECIFIED PIN
   EXAMPLE : 03 = OMIT PIN POSITION 3, SEE TOP VIEW
   OMIT FROM PRODUCT NUMBER IF THIS FEATURE IS NOT APPLICABLE
7. RoHS COMPATIBLE PRODUCT SPECIFICATIONS
   a – PLATING:
   – "LF" MEANS THE PRODUCT IS LEAD–FREE,
   2µm MINIMUM MATTE TIN OVER 1.27µm
   MINIMUM NICKEL UNDERPLATE.
   b – MANUFACTURING PROCESS COMPATIBILITY
   – THE HOUSING WILL WITHSTAND EXPOSURE TO
   260°C ±5°C SOLDER BATH TEMPERATURE FOR
   5 SECONDS IN A WAVE SOLDER APPLICATION
   WITH A 1.6mm MIN THICK CIRCUIT BOARD.
   – COMPATIBLE TO REFLOW PROCESS 260°C MAX
   FOR 30 SECONDES
   c – LABELLING:
   – MEETS PACKAGING SPECS AS PER GS–14–920
   d – LEGAL STATEMENT : SEE GS–47–0004

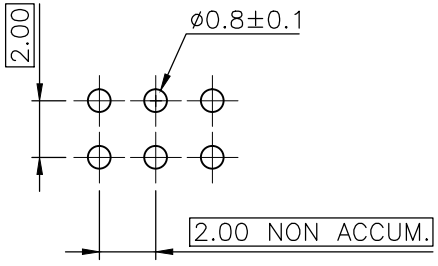

RECOMMENDED HOLE PATTERN

ltr	ecn no	dr	date
L	F12–0062	LMU	12.05.25
M	B–19190	LMU	14.10.24
N	B–19797	AMA	14.12.16
P	B–19988	LMU	15.01.13
J	F08–0145	ELA	17.04.08
K	F11–0026	JCO	11.05.12

mat'l. code

surface ISO 1302 ✓ | tolerance ISO 406 ISO 1101 | projection

tolerances unless otherwise specified: angles; linear .X ±0.3, .XX ±0.13, .XXX ±0.05

mm

scale 1:1

dr L.MULIN 04.05.06
engr J.COMPAGNON 04.11.25
chr
appd JM.C 04.11.25

product family: MINITEK

title: UNSH HEADER 2.00 mm VERTICAL TMT

dwg no 57102 | sheet 1 of 1 | size A3

type CUSTOMER Drawing

sheet index | revision sheet

Copyright FCI
FCIconnect.com