Frontpanel Switch, Momentary Action, Medium Stroke, 10 mm

## Weblinks

html-datasheet, General Product Information, CE declaration of conformity, RoHS, CHINA-RoHS, e-Shop, CAD-Drawings, Product News, Detailed request for product

## All Variants

| Description | Order Number |
|---|---|
| LDT | 0041.9141 |

Availability for all products can be searched real-time:http://www.schurter.com/en/Stock-Check/Stock-Check-SCHURTER

SCHURTER

## DATA LDT, LDS SWITCHES–MOMENTARY (LDT) AND LATCHING (LDS) ACTION

### BENEFITS

- Absolute reliability and simple assembly
- Compact design with very small mounting depth
- Excellent price/performance ratio
- Suitable for front and print-mounting
- Good illumination
- Many different application fields

| | | LDT | LDS |
|---|---|---|---|
| **Electrical data** | | | |
| Switching voltage | [mV]<br>[V] | min. 100 AC / DC<br>max. 60 AC / 50 DC | min. 100 AC / DC<br>max. 60 AC / 50 DC |
| Switching current max. | [mA] | 200 | 200 |
| Lifetime (at rated breaking capacity 1.2W) | | $>10^5$ | $>10^5$ |
| Initial contact resistance, new | [mΩ] | <20 | <20 |
| Initial contact resistance, after lifetime | [mΩ] | <25 | <25 |
| Insulation resistance | [Ω] | $>10^{10}$ | $>10^{10}$ |
| Contact bounce time | [ms] | typ. 0.5 | typ. 0.5 |
| **Mechanical data** | | | |
| Actuating force | [N] | 1.2 ± 0.6 | |
| Contact travel | [mm] | 1.3 ± 0.5 | |
| End contact travel | [mm] | 2.9 ± 0.5 | |
| End stop strength | [N] | >50 | >50 |
| Lifetime | [operations] | $>10^5$ | $>10^5$ |
| **Other data** | | | |
| Soldering method Hand soldering(soldering terminal) | | or soldering bath(print terminals) | |
| Soldering heat resistance | [°C/s] | *280/3(soldering)270/5(print terminals) | *280/3(soldering)270/5(print terminals) |
| Ambient temperature | illuminated [°C/s]<br>non-illuminated [°C/s] | -25 – +60<br>-25 – +85 | -25 – +60<br>-25 – +85 |
| Storage temperature | illuminated [°C/s]<br>non-illuminated [°C/s] | -25 – +60<br>-25 – +85 | -25 – +60<br>-25 – +85 |
| Degree of protection | | IP 40 | IP 40 |
| **Materials** | | | |
| Socket | | Thermoplast PES | Thermoplast PES |
| Button | | Thermoplast PC | Thermoplast PC |
| Contacts | gold on request | CuZn 37, mit 5 µm Ag | CuZn 37, mit 5 µm Ag |
| Contact spring | | CuBe 37, mit 5 µm Ag | CuBe 37, mit 5 µm Ag |
| Terminals | | CuZn 37, mit 4 µm SN Pb 40 | CuZn 37, mit 4 µm SN Pb 40 |

LED see page 29
* Data refers to hand soldering only, not to be used for wave soldering

## DIMENSIONS LDT, LDS SWITCHES–MOMENTARY AND LATCHING ACTION

### CONSTRUCTION

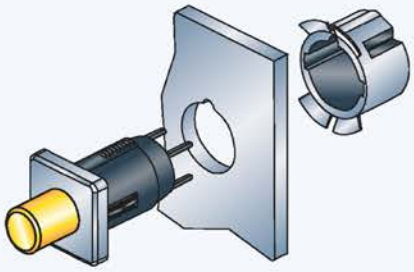

LDT / LDS, small button

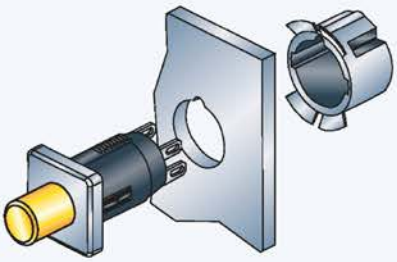

LDT / LDS, small button with solder terminal

### DIMENSIONS

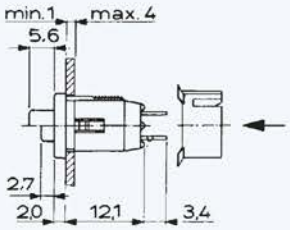


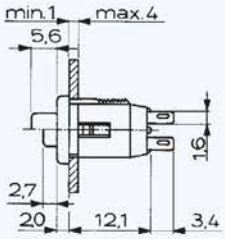


### OTHER DATA

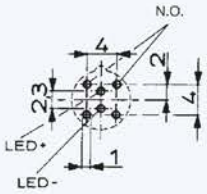


Wiring diagram

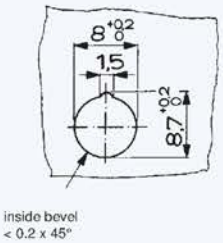


Front panel drilling

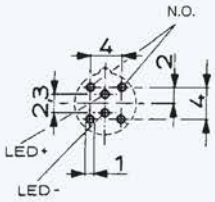


Drilling diagram

Solder terminal version

### CIRCUIT DIAGRAM

NO 1 pole

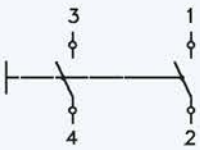


NO 2 pole

SCHURTER

## OVERVIEW LDT, LDS SWITCHES–MOMENTARY (LDT) AND LATCHING (LDS) ACTION

In addition to the versions with the small button, further versions with a large button and switching functions are available on request.

| | LDT/LDS | LDT/LDS |
|---|---|---|
| **FEATURES** | | |
| **Illumination** | non-illuminated | illuminated |
| **Models** | small button | small button |
| **PART NUMBER *** | | |
| **LDT NO 1 pole** | 0041.9141. x x 0 x | 0041.9146. x x x x |
| **LDT NO 2 pole** | 0041.9142. x x 0 x | 0041.9147. x x x x |
| **LDS NO 1 pole** | 0041.9151. x x 0 x | 0041.9156. x x x x |
| **LDS NO 2 pole** | 0041.9152. x x 0 x | 0041.9157. x x x x |
| **Colour of small button **** | | |
| **red** | 3 | 3 |
| **green** | 5 | 5 |
| **black** | 7 | |
| **Shape of bezel/ button** | | |
| **round** | 1 | 1 |
| **square** | 3 | 3 |
| **Colour of LED** | | |
| **red** | | 1 |
| **green** | | 2 |
| **Colour of bezel** | | |
| **black** | 7 | 7 |
| **Mounting accessories** | | |
| **Securing clip***** | (necessary for front panel mounting) **0850.9242** | |

Securing clip:

Round bezel/ button :

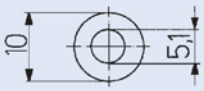


Square bezel/ button :

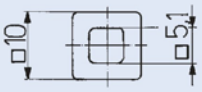


* X in the Part No. must be replaced by the desired version
** With the illuminated version, the small button is transparent
***Securing clip must be ordered separately

## OVERVIEW LDT, LDS SWITCHES–MOMENTARY (LDT) AND LATCHING (LDS) ACTION

In addition to the versions with the small button, further versions with a large button and switching functions are available on request.

| | LDT/LDS | LDT/LDS |
|---|---|---|
| **FEATURES** | | |
| **Illumination** | non-illuminated | illuminated |
| **Models** | small button with solder terminal | small button with solder terminal |
| **PART NUMBER *** | | |
| LDT NO 1 pole | 0041.8841. x x 0 x | 0041.8846. x x x x |
| LDT NO 2 pole | 0041.8842. x x 0 x | 0041.8847. x x x x |
| LDS NO 1 pole | 0041.8851. x x 0 x | 0041.8856. x x x x |
| LDS NO 2 pole | 0041.8852. x x 0 x | 0041.8857. x x x x |
| **Colour of small button **** | | |
| red | 3 | 3 |
| green | 5 | 5 |
| black | 7 | |
| **Shape of bezel/button** | | |
| round | 1 | 1 |
| square | 3 | 3 |
| **Colour of LED** | | |
| red | | 1 |
| green | | 2 |
| **Colour of bezel** | | |
| black | 7 | 7 |
| **Mounting accessories** | | |
| Securing clip*** | 0850.9242 | |

Securing clip:

Round bezel/button:

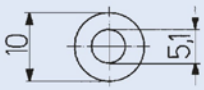


square bezel/button:

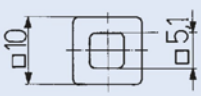


* X in the Part No. must be replaced by the desired version
** With the illuminated version, the small button is transparent
***Securing clip is included

FRONTPANEL
MEDIUM STROKE

## LETTERING

**Depending on the application and font,** there are various lettering possibilities. The following standards can be used for key letterings:

### ORDER INDEX LETTERING

| | | | | | | | | | |
|---|---|---|---|---|---|---|---|---|---|
| A = | 001 | P = | 016 | 4 = | 031 | ↕ = | 046 | EIN = | 061 |
| B = | 002 | Q = | 017 | 5 = | 032 | → = | 047 | AUS = | 062 |
| C = | 003 | R = | 018 | 6 = | 033 | ← = | 048 | AUF = | 063 |
| D = | 004 | S = | 019 | 7 = | 034 | ↓ = | 049 | AB = | 064 |
| E = | 005 | T = | 020 | 8 = | 035 | ↑ = | 050 | ON = | 065 |
| F = | 006 | U = | 021 | 9 = | 036 | % = | 051 | OFF = | 066 |
| G = | 007 | V = | 022 | + = | 037 | √ = | 052 | UP = | 067 |
| H = | 008 | W = | 023 | - = | 038 | CTRL = | 053 | DOWN = | 068 |
| I = | 009 | X = | 024 | · = | 039 | RETURN = | 054 | HIGH = | 069 |
| J = | 010 | Y = | 025 | x = | 040 | SHIFT = | 055 | LOW = | 070 |
| K = | 011 | Z = | 026 | ÷ = | 041 | LOCK = | 056 | ON/OFF = | 071 |
| L = | 012 | 0 = | 027 | ✳ = | 042 | STOP = | 057 | START = | 072 |
| M = | 013 | 1 = | 028 | = = | 043 | ENTER = | 058 | | |
| N = | 014 | 2 = | 029 | # = | 044 | BACK = | 059 | | |
| O = | 015 | 3 = | 030 | ↔ = | 045 | LINE = | 060 | | |

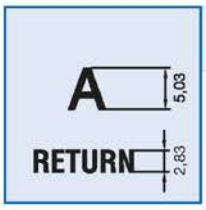


## MCS 18, LETTER HEIGHTS AND FONTS

- **Single characters, Univers 65**
- **Legends max. 6 characters in line, Univers 65**
- **Insert label and front foil anthracite, RAL 7016**
- **Characters and symbols light grey, RAL 7035**

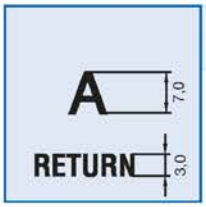


## SSM 27, LETTER HEIGHTS AND FONTS

- **Single characters, Univers 65**
- **Legends max. 6 characters in line, Akzident-Grotesk condensed bold type**
- **Front foil anthracite, RAL 7016**
- **Characters and symbols light grey, RAL 7035**

## LIGHTING TECHNOLOGY

**New specification from 1.7.2011***
**TECHNICAL DATA LEDs**

| 1. Maximum Ratings | | LED old | **LED new*** | LED old | **LED new*** | LED old | **LED new*** |
|---|---|---|---|---|---|---|---|
| Internal part number | | 0925.9730 | | 0925.9731 | | 0925.9732 | |
| Light colour | | red | **red** | green | **green** | yellow | **yellow** |
| Forward current DC | $I_F$ max. [mA] | 40 | **30** | 40 | **30** | 40 | **30** |
| Power dissipation | $P_{tot}$ max. [mW] | 130 | **100** | 130 | **100** | 130 | **100** |
| **2. Characteristics (typ. At $T_u$=25°C)** | | | | | | | |
| Forward Voltage | at $I_F$ =10mA, $U_F$ typ. [V] | 2.0 (<2.6) | **2 at 20mA** | 2.0 (<2.6) | **2.4 at 20mA** | 2.0 (<2.6) | **2.4 at 20mA** |
| Luminous intensity | at $I_F$ =10mA, $I_v$ typ. [mcd] | 11.2 - 28 | **6.3 to...** | 18 - 45 | **6.3 to...** | 11.2 - 28 | **6.3 to...** |
| Viewing angle | typ. [degree] | 50 | **60** | 50 | **60** | 50 | **60** |
| Peak wave lenght | typ. [nm] | 635 | **635** | 565 | **565** | 586 | **585** |
| Reverse voltage | $U_r$ typ. [V] | 5 | **6** | 5 | **6** | 5 | **6** |



The specifications, descriptions and illustrations indicated in this document are based on current information. All content is subject to modifications and amendments. Information furnished is believed to be accurate and reliable. However, users should independently evaluate the suitability and test each product selected for their own applications.