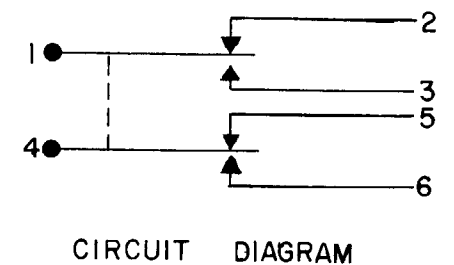


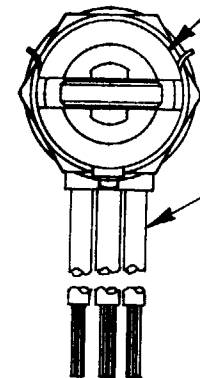
MICRO SWITCH
FREEPORT ILLINOIS U S A
A DIVISION OF HONEYWELL
FED. MFG. CODE 91929

SWITCH - ENCLOSED

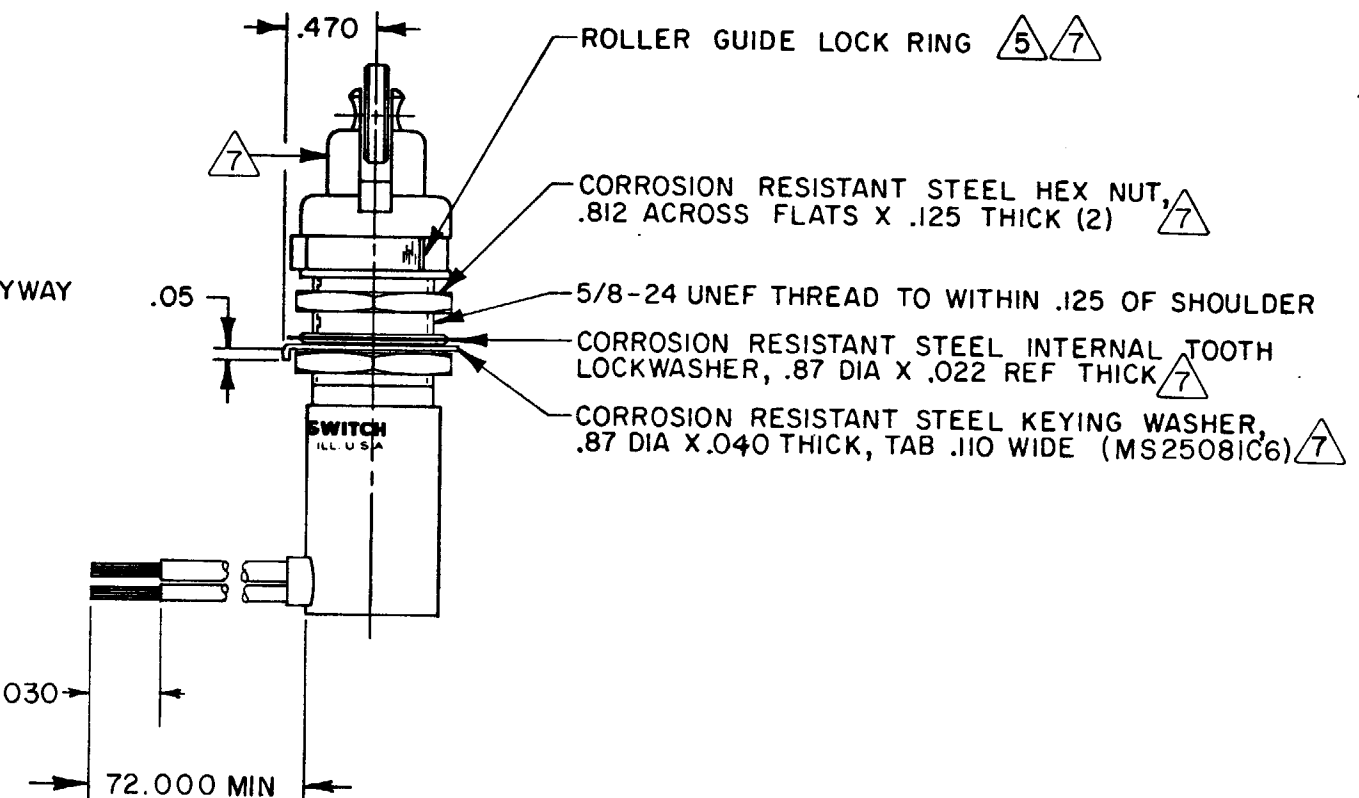
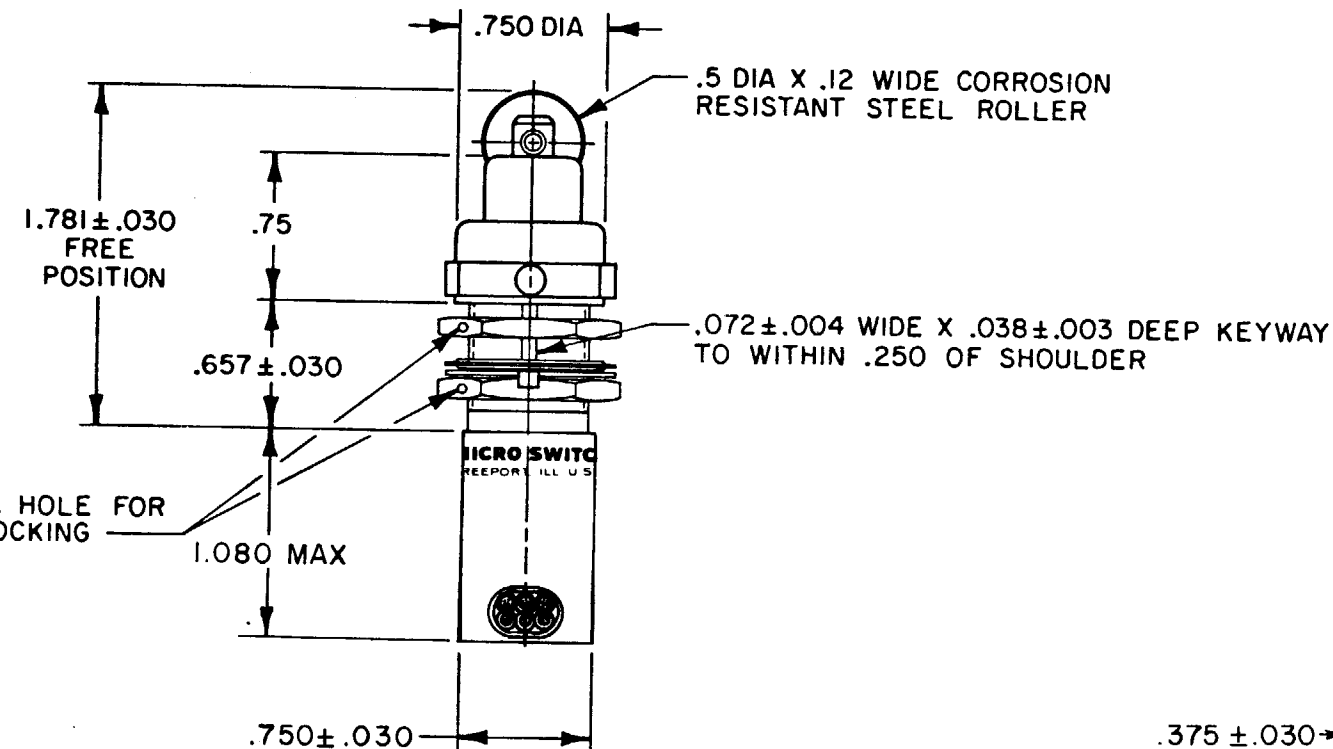
CATALOG LISTING
722EN31-6



ROLLER GUIDE MAY BE LOCKED IN INCREMENTS OF 45° AZIMUTH. IT MAY ALSO BE UNSCREWED AND REMOVED FROM BUSHING TO FACILITATE INSTALLATION $\triangle 5$



(6) NO. 20 WIRE LEADS PER MIL-W-22759/5 MARKED WITH CIRCUIT IDENTIFICATION AND WIRE GAUGE NO. (1-20; 2-20, ETC) PER MIL-W-5088



THIS DRAWING COVERS A PROPRIETARY ITEM AND IS THE PROPERTY OF MICRO SWITCH, A DIVISION OF HONEYWELL. THIS DRAWING IS NOT TO BE COPIED OR USED WITHOUT THE APPROVAL OF MICRO SWITCH.

THIRD ANGLE PROJECTION

SCALE FULL

DO NOT SCALE PRINT

TOLERANCES
APPLY TO DESIGN UNITS. CONVERSIONS ARE ONLY FOR REFERENCE. UNLESS NOTED, TOLERANCES ARE \pm

NO. PLACES	DIM.	TOL.	DIM.	TOL.
ONE PLACE	X	1/64	X	0.01
TWO PLACES	X, X	0.0015	X, X	0.0015
THREE PLACES	X, X, X	0.0005	X, X, X	0.0005

DESIGN UNITS ☐ SI METRIC ☒ US CUSTOMARY

RAW MATERIAL - COMMERCIAL STANDARD
MICRO SWITCH STANDARDS APPLY
DIMENSIONS ARE TO BE MET BEFORE
PROTECTIVE COATINGS ARE APPLIED

WEIGHT 9.5 OZ MAX

CHARACTERISTICS	ELECTRICAL DATA
OPERATING FORCE - - - - - 6-12 LBS	CONTACT ARRANGEMENT
FULL OVERTRAVEL FORCE - - - 30 LBS MAX	SPDT (2)
RELEASE FORCE - - - - - 4 LBS MIN	LOAD
PRETRAVEL - - - - - .040 MAX	SEA LEVEL
DIFFERENTIAL TRAVEL - - - .020 MAX	50,000 FT.
OVERTRAVEL - - - - - .250 MIN	RES
	IND
	MOTOR
	LAMP

LOAD	SEA LEVEL	50,000 FT.
RES	7	7
IND	4	2.5
MOTOR	4	
LAMP		

NOTES

- 1 ALL EXPOSED PARTS ARE CORROSION RESISTANT
- 2 SWITCH SEALED PER MIL-S-8805 SYMBOL 4
- 3 CAT. LIST. CIRCUIT DIAGRAM, AND MICRO IDENTIFICATION PERMANENTLY MARKED ON SIDE OF SWITCH
- 4 COINCIDENCE OF OPERATING AND RELEASING POINTS: .010 OF PLUNGER TRAVEL
- 5 $\triangle 5$ TO ADJUST ROLLER DIRECTION, REMOVE ROLLER GUIDE LOCK RING, SCREW ROLLER GUIDE DOWN AS FAR AS POSSIBLE, THEN UNSCREW TO DESIRED DIRECTION. SECURE BY REPLACING ROLLER GUIDE LOCK RING
- 6 NOTED ELECTRICAL RATINGS APPLY AS SPECIFIED IN MIL-S-8805/39 UP TO 185°F
- 7 $\triangle 7$ HARDWARE MAY BE PACKAGED UNASSEMBLED PER MIL-S-8805

722EN31-6

M

DRAWING
NUMBER

ISSUE

13

REVISIONS

A PR-8746
J M J
21 MAY 80
B CO47573
PART 4
R J H
15 AUG 80
C CO57370
MAM
14 MAY 85

FO-52851-A

DRAWN

J M J 23 MAY 80

Mouser Electronics

Authorized Distributor

Click to View Pricing, Inventory, Delivery & Lifecycle Information:

[Honeywell:](#)

[722EN31-6](#)