




(1,27 mm) .050"

CLP SERIES

LOW PROFILE DUAL WIPE SOCKET

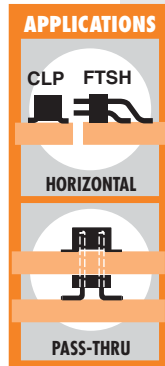


SPECIFICATIONS

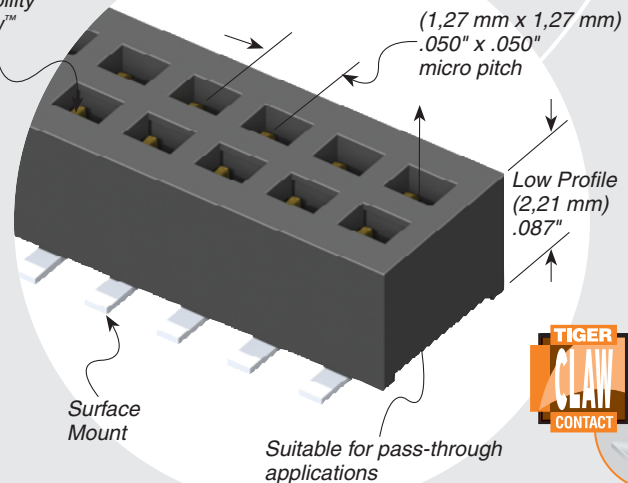
For complete specifications and recommended PCB layouts see www.samtec.com?CLP

Insulator Material: Black Liquid Crystal Polymer
Contact Material: Phosphor Bronze
Plating: Sn or Au over 50µ" (1,27 µm) Ni
Current Rating (CLP/FTSH): 3.3 A per pin (1 pin powered per row)
Voltage Rating: 240 VAC/340 VDC
Operating Temp Range: -55°C to +125°C
Contact Resistance: 10 mΩ
Insertion Depth: Top Entry = (1,40 mm) .055" minimum, Bottom Entry = (2,41 mm) .095" minimum plus board thickness
DH Entry = (2,31 mm) .091" to (2,67 mm) .105"
Insertion Force: (Single contact only) 3.8 oz (1,05 N) average
Normal Force: 60 grams (0,59 N) average
Withdrawal Force: (Single contact only) 2 oz (0,56 N) average
Max Cycles: 100 with 10µ" (0,25 µm) Au
RoHS Compliant: Yes
Processing: Lead-Free Solderable: Yes
SMT Lead Coplanarity: (0,10 mm) .004" max (02-35) (0,15 mm) .006" max (36-50)

Mates with: FTSH, FTS, FW



High reliability Tiger Claw™ contacts



Suitable for pass-through applications

CLP	1	NO. PINS PER ROW	02	PLATING OPTION	ROW OPTION	OTHER OPTION
02 thru 50				-F = Gold flash on contact, Matte Tin on tail -L = 10µ" (0,25 µm) Gold on contact, Matte Tin on tail -G = 10µ" (0,25 µm) Gold (-D only)	-D = Double Row -DH = Double Horizontal (Requires FTSH -01 lead style)	-BE = Bottom Entry (Required for bottom entry applications) -A = Alignment Pin (Not available with -PA option) (05, 06, 07, 08, 10, 12, 15, 20, 25, 30, 40 positions only) (-DH option and other sizes. Contact Samtec.) -K = (4,00 mm) .157" DIA Polyimide film Pick & Place Pad (5 positions min.) -P = Pick & Place Pad (5 positions min. -D only) (Not always necessary for auto placement. See Flex Processing.) -PA = Pick & Place Pad with Alignment Pin (-D only) (Not Available with -A option) -TR = Tape & Reel

PIN/ROW	A
04-15	(3,56) .140
16-50	(7,11) .280

If odd pins/row, alignment pins are on middle position on centerline of the part. If even pins/row, then alignment pins are between middle two positions.

RECOGNITIONS

For complete scope of recognitions see www.samtec.com/quality



ALSO AVAILABLE (MOQ Required)

- Single row
- Other platings
- Contact Samtec.

Note: Some sizes, styles and options are non-standard, non-returnable.