THIS DRAWING IS UNPUBLISHED. RELEASED FOR PUBLICATION -.- .
© COPYRIGHT - By - TE CONNECTIVITY ALL RIGHTS RESERVED.

LOC	DIST
CM	0

REVISIONS

P	LTR	DESCRIPTION	DATE	DWN	APVD
	G2	REVISED PER ECR-17-018200	10JAN2018	BDA	SG

1 MATERIAL: CONNECTOR- NYLON UL94V-2 (RED).
CONTACTS- 0.30 [.012] THK COPPER ALLOY
(BRIGHT TIN-LEAD 0.00203 [.000080] MIN THK).
(MATTE TIN 0.00203 [.000080] MIN THK).

2 CONTACTS ACCEPT #22 AWG SOLID, FUSED STRANDED OR STRANDED (7 STRANDS) WIRE WITH 2.41 [.095] MAX INSULATION DIA.

3 BOW, IN ANY DIRECTION, NOT TO EXCEED 0.15 [.006] PER IN.

4 HOUSING FEATURES: FEED-THRU.

5 DIMENSIONS IN BRACKETS ARE IN INCHES.

6 OBSOLETE PARTS: OBSOLETE CIS STREAMLINING PER D.RENAUD/D.SINISI

7 OBSOLETE PARTS

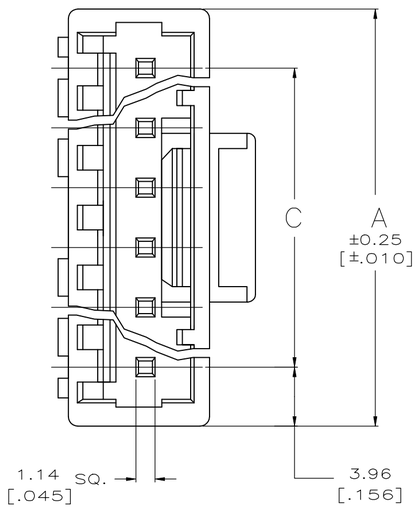

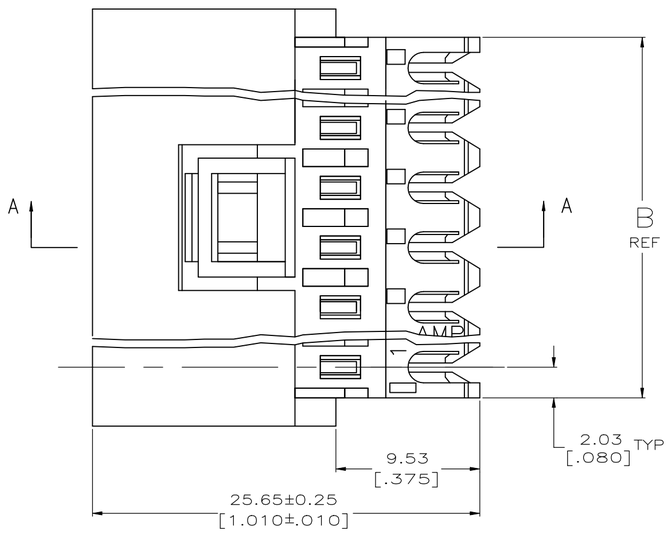

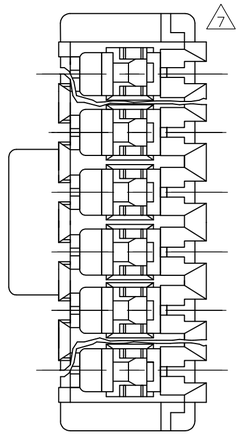

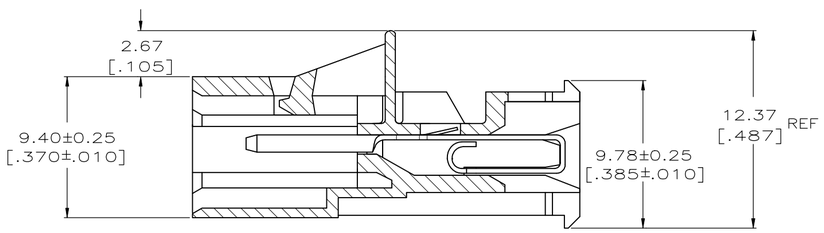

SECTION A-A

	TIN	91.14 [3.588]	95.20 [3.748]	99.06 [3.900]	24	5-641524-4
		55.47 [2.184]	59.54 [2.344]	63.40 [2.496]	15	4-641524-5
		43.59 [1.716]	47.65 [1.876]	51.51 [2.028]	12	4-641524-2
		31.70 [1.248]	35.76 [1.408]	39.62 [1.560]	9	3-641524-9
		19.81 [.780]	23.88 [.940]	27.74 [1.092]	6	3-641524-6
		11.89 [.468]	15.95 [.628]	19.81 [.780]	4	3-641524-4
		7.92 [.312]	11.99 [.472]	15.85 [.624]	3	3-641524-3
		3.96 [.156]	8.03 [.316]	11.89 [.468]	2	3-641524-2
6 SUPERSEDED	TIN-LEAD	91.14 [3.588]	95.20 [3.748]	99.06 [3.900]	24	~~2-641524-4~~
6 SUPERSEDED		55.47 [2.184]	59.54 [2.344]	63.40 [2.496]	15	~~1-641524-5~~
6 SUPERSEDED		43.59 [1.716]	47.65 [1.876]	51.51 [2.028]	12	~~1-641524-2~~
6 SUPERSEDED		31.70 [1.248]	35.76 [1.408]	39.62 [1.560]	9	~~641524-9~~
6 SUPERSEDED		19.81 [.780]	23.88 [.940]	27.74 [1.092]	6	~~641524-6~~
7 SUPERSEDED		11.89 [.468]	15.95 [.628]	19.81 [.780]	4	~~641524-4~~
		7.92 [.312]	11.99 [.472]	15.85 [.624]	3	~~641524-3~~
6 SUPERSEDED		3.96 [.156]	8.03 [.316]	11.89 [.468]	2	~~641524-2~~
	FINISH	C	B	A	NO. OF CIRCUITS	PART NO.

THIS DRAWING IS A CONTROLLED DOCUMENT.

DIMENSIONS: mm [INCHES]

TOLERANCES UNLESS OTHERWISE SPECIFIED:
0 PLC ± -
1 PLC ± -
2 PLC ± 0.13 [.005]
3 PLC ± -
4 PLC ± -
ANGLES ± -

MATERIAL: SEE NOTE 1
FINISH: SEE NOTE 1

DWN J. HUFFMAN 6-26-95
CHK R. SWING 6-26-95
APVD -
PRODUCT SPEC —
APPLICATION SPEC —
WEIGHT

TE Connectivity

NAME: MTA-156 POSTED CONNECTOR ASSEMBLY, 22 AWG

SIZE	CAGE CODE	DRAWING NO	RESTRICTED TO
A1	00779	C-641524	—

CUSTOMER DRAWING | SCALE 5:1 | SHEET 1 OF 1 | REV G2

4805 (3/11)