THIS DRAWING IS UNPUBLISHED. RELEASED FOR PUBLICATION -,- .
© COPYRIGHT - BY TYCO ELECTRONICS CORPORATION. ALL RIGHTS RESERVED.

LOC	DIST
AD	00

REVISIONS

P	LTR	DESCRIPTION	DATE	DWN	APVD
	AM1	REVISED PER ECO-09-021826	11JAN10	KK	AEG

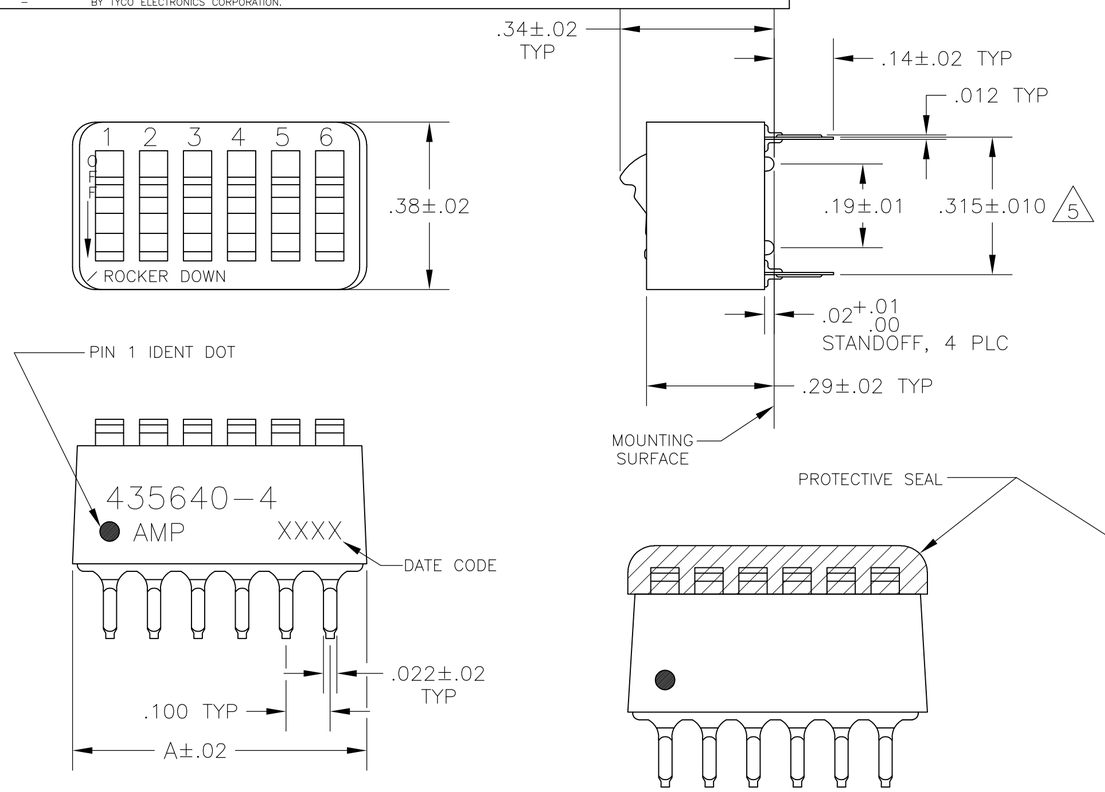

FIG 1

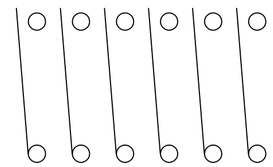

CONTACT ARRANGEMENT

1. FOR ADDITIONAL SPECIFICATIONS SEE AMP PRODUCT SPEC 108-7532.
2. SWITCH SHOWN IN OPEN POSITION.
3. ALL CHARACTERS AND ROCKERS ARE WHITE, HOUSING IS BLUE.
4. STAMPING WILL VARY ON 2 AND 3 POSITION SIDES DUE TO SPACE RESTRICTIONS.
5. .315 DIMENSION APPLIES AT TERMINAL TIPS. TERMINALS ARE .300 +.010 -.000 AT MOUNTING SURFACE.
6. STRIPPABLE TRANSPARENT SEAL, SEE FIG 1.

7 OBSOLETE	FIG 6		1.08	10	~~6-435640-1~~
7 OBSOLETE	FIG 7		.58	5	6-435640-0
			~~.48~~	~~4~~	~~5-435640-9~~
			~~.88~~	~~8~~	~~5-435640-8~~
			.98	9	5-435640-7
7 OBSOLETE	FIG 5	6	~~.68~~	~~6~~	~~5-435640-6~~
			~~.58~~	~~5~~	~~5-435640-5~~
7 SUPSD BY 5-5435640-4			~~.48~~	~~4~~	~~5-435640-4~~
	FIG 2	6	.88	8	5-435640-3
OBSOLETE	FIG 5	6	.88	8	5-435640-2
			1.08	10	5-435640-1
	FIG 3	6	.88	8	5-435640-0
			.88	8	4-435640-9
7 SUPSD BY 4-5435640-8			~~.58~~	~~5~~	~~4-435640-8~~
	NONE		1.08	10	4-435640-7
	AS SHOWN	6	1.28	12	4-435640-3
			1.08	10	4-435640-1
			.98	9	4-435640-0
			.88	8	3-435640-9
			.78	7	3-435640-8
			.68	6	3-435640-7
			.58	5	3-435640-6
			.48	4	3-435640-5
SUPSD BY 3-435668-3	FIG 4		.38	3	3-435640-4
SUPSD BY 2-435668-6 3-1589670-4			.28	2	3-435640-3
	AS SHOWN		1.28	12	3-435640-2
	FIG 4		.38	3	3-435640-0
			.28	2	2-435640-9
OBSOLETE	FIG 2		.78	7	2-435640-2
	AS SHOWN		1.08	10	435640-7
			.98	9	435640-6
			.88	8	435640-5
			.68	6	435640-4
			.58	5	435640-3
			.48	4	435640-2
435640-4 SHOWN			.78	7	435640-1
	TOP MARKING	PROTECTIVE SEAL	A	NO OF POSN	PART NO.

435640

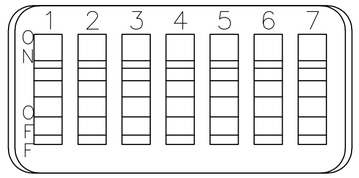

FIG 2

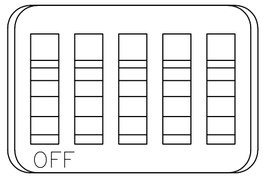

FIG 3

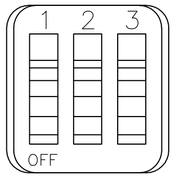

FIG 4



FIG 5

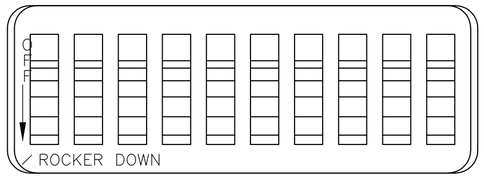

FIG 6

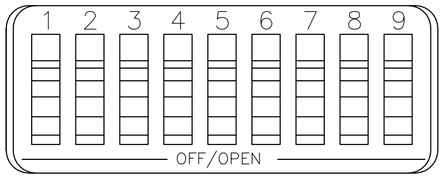

FIG 7

7 OBSOLETE PARTS: OBSOLETE CIS STREAMLINING PER D.RENAUD/D.SINISI

THIS DRAWING IS A CONTROLLED DOCUMENT.

DIMENSIONS: INCHES

TOLERANCES UNLESS OTHERWISE SPECIFIED:
0 PLC ± -
1 PLC ± -
2 PLC ± -
3 PLC ± .005
4 PLC ± -
ANGLES ± -

MATERIAL: HOUSING & ROCKERS; POLYESTER CONTACTS; COPPER ALLOY

FINISH: CONTACTS; PLATED .000030 MIN GOLD IN CONTACT AREA OVER .000050 MIN NICKEL

DWN	R.TALLEY	15NOV89
CHK	R.L.MILLER	06MAR90
APVD	H.LEITER	06MAR90
PRODUCT SPEC	—	
APPLICATION SPEC	—	
WEIGHT	—	

Tyco Electronics

Tyco Electronics Corporation
Harrisburg, PA 17105-3608

NAME: SWITCH ASSY, DIP, TYPE C, 7100 SERIES, SPST, STANDARD

SIZE	CAGE CODE	DRAWING NO	RESTRICTED TO
A2	00779	C-435640	—

CUSTOMER DRAWING | SCALE 4:1 | SHEET 1 OF 1 | REV AM1