THIS DRAWING IS UNPUBLISHED. RELEASED FOR PUBLICATION -,- .
© COPYRIGHT - By - ALL RIGHTS RESERVED.

LOC	DIST
FT	0

REVISIONS

P	LTR	DESCRIPTION	DATE	DWN	APVD
	C4	REVISED PER ECO-11-014078	12JUL11	HMR	CR

MATERIAL:
HOUSING: THERMOPLASTIC, UL94V-0 BLACK.
TERMINALS: BRIGHT TIN PLATED, COPPER ALLOY.
SCREWS: 6-32, STEEL, ZINC PLATED WITH CLEAR CHROMATE. UNLESS OTHERWISE NOTED.

ELECTRICAL:
RATED CURRENT UL/CSA:
CLASS C: 25A, 300V.
CLASS D: 5A, 600V.
WIRE RANGE: 12-22 AWG

MECHANICAL:
RECOMMENDED TIGHTENING TORQUE: 7 IN-LBS.
OPERATING TEMP.: 105°C MAX

1. MARK WITH WHITE PERMANENT INK.
2. ALL SCREWS TO BE DRIVEN DOWN TO TERMINAL SURFACE.
3. STAINLESS STEEL SCREWS.
4. NICKEL PLATED BRASS SCREWS.
5. PRELIMINARY PART NUMBER.

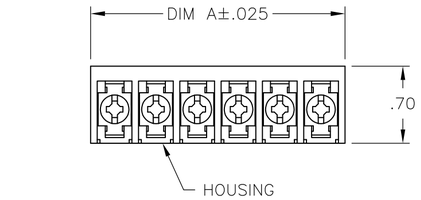

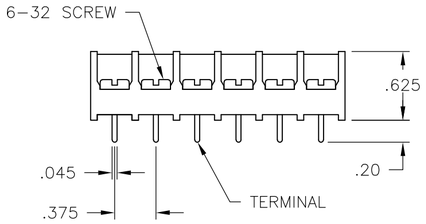

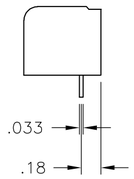

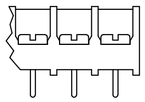

SEE TABLE FOR P/N's

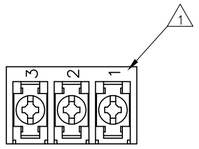

4-1546158-7

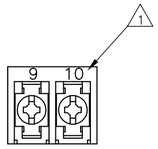

5-1546686-2

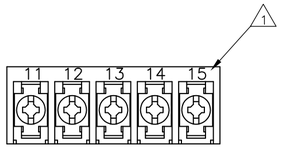

5-1546686-3

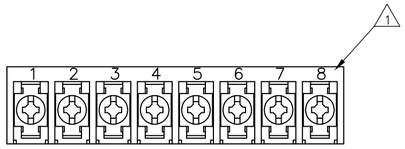

5-1546686-4

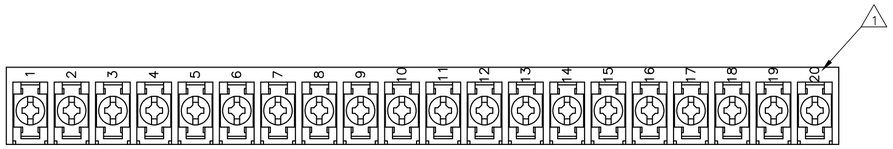

7-1546158-6

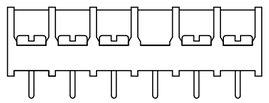

6-1546686-1

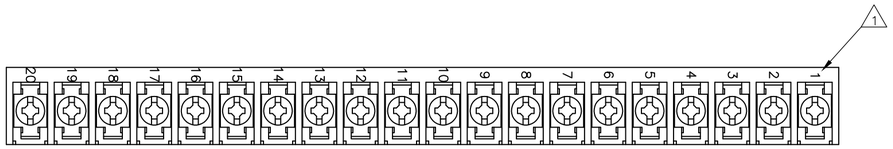

7-1546158-7

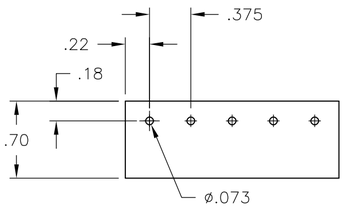

RECOMMENDED PCB LAYOUT

	DIM A	NO OF POS	CATALOG NUMBER	PART NO
	11.311	30	6PCV-30-007	8-1546158-7
OBSOLETE	11.311	30	6PCV-30-007	1546814-2
	10.936	29	6PCV-29-007	1546814-1
	10.561	28	6PCV-28-007	2-1546686-1
	10.186	27	6PCV-27-007	2-1546686-0
	9.811	26	6PCV-26-007	8-1546158-4
	9.436	25	6PCV-25-007	1-1546686-9
3	9.061	24	6PCV-24-723	3-1437654-8
	9.061	24	6PCV-24-007	8-1546158-3
	8.686	23	6PCV-23-007	1-1546686-8
	8.311	22	6PCV-22-007	1-1546686-7
	7.936	21	6PCV-21-007	1-1546686-6
3	7.561	20	6PCV-20-720	2-1437654-7
SEE FIGURE	7.561	20	6PCV-20-1360	7-1546158-7
SEE FIGURE	7.561	20	6PCV-20-1359	7-1546158-6
	7.561	20	6PCV-20-007	7-1546158-3
	7.186	19	6PCV-19-007	1-1546686-5
3	6.811	18	6PCV-18-1390	1546262-5
	6.811	18	6PCV-18-007	1437654-8
3	6.436	17	6PCV-17-1206	1437654-1
	6.436	17	6PCV-17-007	1-1546686-4
3	6.061	16	6PCV-16-719	9-1437653-4
	6.061	16	6PCV-16-007	8-1437653-1
3	5.686	15	6PCV-15-993	7-1437653-6
	5.686	15	6PCV-15-007	7-1437653-5
3	5.311	14	6PCV-14-1205	7-1437653-0
	5.311	14	6PCV-14-007	6-1437653-7
3	4.936	13	6PCV-13-1194	6-1437653-5
	4.936	13	6PCV-13-007	6-1546158-7
3	4.561	12	6PCV-12-718	5-1437653-8
	4.561	12	6PCV-12-007	5-1437653-2
	4.186	11	6PCV-11-007	1-1546686-3
4	3.811	10	6PCV-10-003	6-1546158-1
3	3.811	10	6PCV-10-1193	3-1437653-8
	3.811	10	6PCV-10-007	3-1437653-6
5 4	3.436	9	6PCV-09-003	5-1546686-5
3	3.436	9	6PCV-09-1270	2-1437653-8
	3.436	9	6PCV-09-007	2-1437653-6
1	3.061	8	6PCV-08-1397	5-1546686-4
3	3.061	8	6PCV-08-717	1-1437653-9
	3.061	8	6PCV-08-007	1-1437653-4
	2.686	7	6PCV-07-007	1437653-8
3	2.311	6	6PCV-06-716	1437653-1
	2.311	6	6PCV-06-007	9-1437652-6
SEE FIGURE 1 5	2.311	5	6PCV-06-1173	6-1546686-1
1	1.936	5	6PCV-05-1396	5-1546686-3
3	1.936	5	6PCV-05-1341	8-1437652-6
	1.936	5	6PCV-05-007	5-1546158-1
3	1.561	4	6PCV-04-715	7-1437652-5
	1.561	4	6PCV-04-007	6-1437652-8
SEE FIGURE	1.186	3	6PCV-03-1256	4-1546158-7
	1.186	3	6PCV-03-003	1546119-2
	1.186	3	6PCV-03-007	5-1437652-5
1	.811	2	6PCV-02-1395	5-1546686-2
3	.811	2	6PCV-02-1339	4-1437652-6
	.811	2	6PCV-02-007	4-1437652-0

4-1437652-0

THIS DRAWING IS A CONTROLLED DOCUMENT.

DIMENSIONS: INCHES

TOLERANCES UNLESS OTHERWISE SPECIFIED:
0 PLC ± -
1 PLC ± -
2 PLC ± .01
3 PLC ± .005
4 PLC ± -
ANGLES ± 1°

MATERIAL -
FINISH -

DWN	S SCHLEGEL	23APR03
CHK	S YODER	4/23/04
APVD	S YODER	4/23/04
PRODUCT SPEC	—	
APPLICATION SPEC	—	
WEIGHT	—	

CUSTOMER DRAWING

TE Connectivity

NAME: 6PCV-XX-007 ASSEMBLY

SIZE	CAGE CODE	DRAWING NO	RESTRICTED TO
A2	00779	C-4-1437652-0	—

SCALE NTS | SHEET 1 OF 1 | REV C4