Extract from the online catalog

IPC 16/ 2-ST-10,16

Order No.: 1969373

The figure shows a 5-pos. version of the product

http://eshop.phoenixcontact.de/phoenix/treeViewClick.do?UID=1969373

Plug component, Nominal current: 76 A, Nom. voltage: 1000 V, Pitch: 10.16 mm, Number of positions: 2, Connection type: Screw connection, Color: green

Commercial data	
EAN	4017918943622
Pack	50 pcs.
Customs tariff	85366990
Weight/Piece	0.02029 KG
Catalog page information	Page 412 (CC-2009)

Product notes

WEEE/RoHS-compliant since: 05/05/2003

http://www.download.phoenixcontact.com Please note that the data given here has been taken from the online catalog. For comprehensive information and data, please refer to the user documentation. The General Terms and Conditions of Use apply to Internet downloads.

Technical data

Dimensions / positions

Pitch	10.16 mm
Dimension a	10.16 mm
Number of positions	2
Screw thread	M4

Tightening torque, min	1.7 Nm
Tightening torque max	1.8 Nm

Technical data

Insulating material group	I
Rated surge voltage (III/3)	8 kV
Rated surge voltage (III/2)	8 kV
Rated surge voltage (II/2)	6 kV
Rated voltage (III/2)	1000 V
Rated voltage (II/2)	1000 V
Connection in acc. with standard	EN-VDE
Nominal current I_N	76 A
Nominal voltage U_N	1000 V
Nominal cross section	16 mm²
Maximum load current	76 A
Insulating material	PA
Inflammability class acc. to UL 94	V0
Internal cylindrical gage	A6
Stripping length	14 mm

Connection data

Conductor cross section solid min.	0.75 mm²
Conductor cross section solid max.	16 mm²
Conductor cross section stranded min.	0.75 mm²
Conductor cross section stranded max.	16 mm²
Conductor cross section stranded, with ferrule without plastic sleeve min.	0.5 mm²
Conductor cross section stranded, with ferrule without plastic sleeve max.	16 mm² Only in connection with CRIMPFOX 16 S
Conductor cross section stranded, with ferrule with plastic sleeve min.	0.5 mm²
Conductor cross section stranded, with ferrule with plastic sleeve max.	16 mm² Only in connection with CRIMPFOX 16 S
Conductor cross section AWG/kcmil min.	18
Conductor cross section AWG/kcmil max	6
2 conductors with same cross section, solid min.	0.75 mm²
2 conductors with same cross section, solid max.	6 mm²

2 conductors with same cross section, stranded min.	0.75 mm²
2 conductors with same cross section, stranded max.	6 mm²
2 conductors with same cross section, stranded, ferrules without plastic sleeve, min.	0.5 mm²
2 conductors with same cross section, stranded, ferrules without plastic sleeve, max.	4 mm²
2 conductors with same cross section, stranded, TWIN ferrules with plastic sleeve, min.	0.5 mm²
2 conductors with same cross section, stranded, TWIN ferrules with plastic sleeve, max.	6 mm²

Certificates / Approvals

Certification	CUL, UL

CUL

Nominal voltage U_N	600 V
Nominal current I_N	55 A
AWG/kcmil	20-6

UL

Nominal voltage U_N	600 V
Nominal current I_N	55 A
AWG/kcmil	20-6

Diagrams/Drawings

Diagram

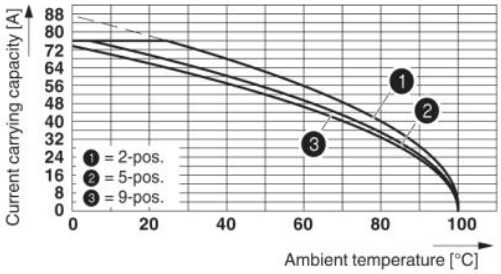

Derating curve for: IPC 16/..-ST-10,16 with DFK-IPC 16/..-G-10,16

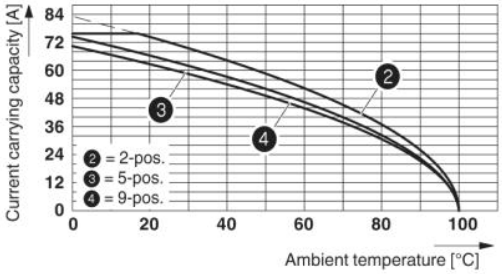

Derating curve for: IPC 16/...-ST-10,16 with IPC 16/...-G-10,16

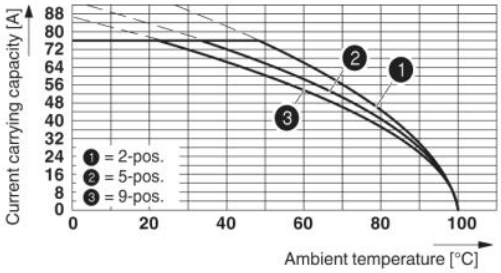

Derating curve for: PC 16/..-ST-10,16 with IPC 16/..-ST-10,16

Dimensioned drawing

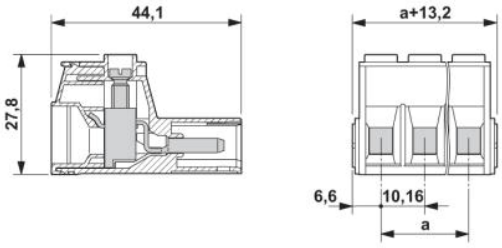

The illustration shows the 3-pos. version

Address

PHOENIX CONTACT Inc., USA
586 Fulling Mill Road
Middletown, PA 17057,USA
Phone (800) 888-7388
Fax (717) 944-1625
http://www.phoenixcon.com

© 2010 Phoenix Contact
Technical modifications reserved;