

TOSHIBA Zener Diode Silicon Diffused-Junction Type

## U 5 Z A 4 0 C

Best Suited for Overvoltage Protection of Electronic System:

Electronic System for Use in Automobiles

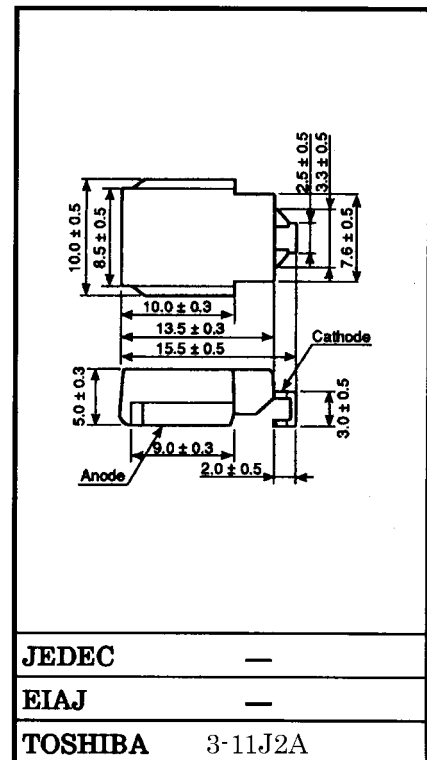
Electronic System for Commercial Use

Electronic System for Industrial Use

For Communications, Controls, Measuring Instruments, etc.

- High surge power withstanding capabilities that absorb load dump surge.
- Excellent surge responsibility for steep surge absorption.
- Surface mount type is available for easy applications.
- Corresponds to taping packages.

Unit in mm



Weight: 2.5 g

### Maximum Ratings (Ta = 25°C)

| Characteristics  | Symbol    | Rating  | Unit |
|--|-----------|---------|------|
| Allowable power dissipation (Note1)  | P         | 5       | W    |
| Non-repetitive peak reverse surge current<br>(see figure 1 for the exponents.) | $I_{RSM}$ | 62      | A    |
| Peak one cycle surge forward current<br>(single half sine-wave, t = 10 ms)     | $I_{FSM}$ | 700     | A    |
| Junction temperature   | $T_j$     | -40~150 | °C   |
| Storage temperature  | $T_{stg}$ | -40~150 | °C   |

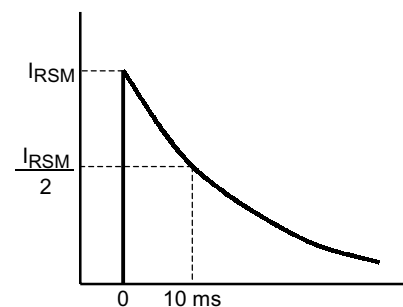


Figure 1

Note1: Lead tip temperature  $T_L = 25^\circ\text{C}$

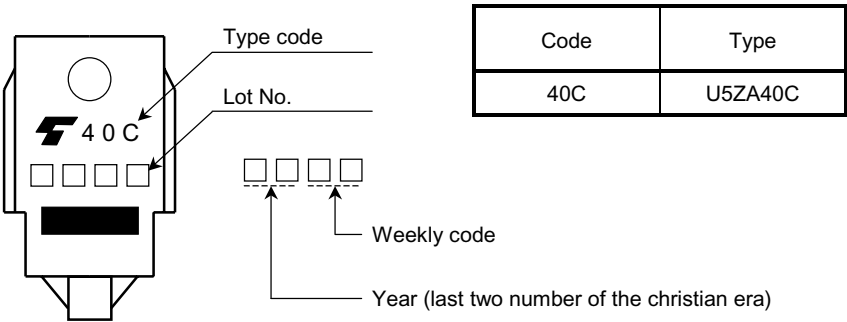
961001EAA1

- TOSHIBA is continually working to improve the quality and the reliability of its products. Nevertheless, semiconductor devices in general can malfunction or fail due to their inherent electrical sensitivity and vulnerability to physical stress. It is the responsibility of the buyer, when utilizing TOSHIBA products, to observe standards of safety, and to avoid situations in which a malfunction or failure of a TOSHIBA product could cause loss of human life, bodily injury or damage to property. In developing your designs, please ensure that TOSHIBA products are used within specified operating ranges as set forth in the most recent products specifications. Also, please keep in mind the precautions and conditions set forth in the TOSHIBA Semiconductor Reliability Handbook.
- The information contained herein is presented only as a guide for the applications of our products. No responsibility is assumed by TOSHIBA CORPORATION for any infringements of intellectual property or other rights of the third parties which may result from its use. No license is granted by implication or otherwise under any intellectual property or other rights of TOSHIBA CORPORATION or others.
- The information contained herein is subject to change without notice.

Electrical Characteristics (Ta = 25°C)

| Type No. | Zener Voltage<br>V <sub>Z</sub> [V]<br>(I <sub>Z</sub> = 10 mA) |      |      | Operating<br>Resistance<br>r <sub>d</sub> [Ω]<br>(I <sub>Z</sub> = 10 mA) | Temperature<br>Coefficient<br>α <sub>T</sub> [mV/°C]<br>(I <sub>Z</sub> = 10 mA) |     | Forward<br>Voltage<br>V <sub>F</sub> [V]<br>(I <sub>F</sub> = 6 A) | Reverse<br>Current<br>I <sub>R</sub> [μA]<br>(V <sub>R</sub> = 32 V) |
|----------|---|------|------|---|--|-----|--|--|
|          | Min   | Typ. | Max  | Max   | Typ.   | Max | Max  | Max  |
| U5ZA40C  | 36.0  | 40.0 | 44.0 | 30  | 31   | 49  | 1.2  | 10   |

Marking



Standard Soldering Pad

