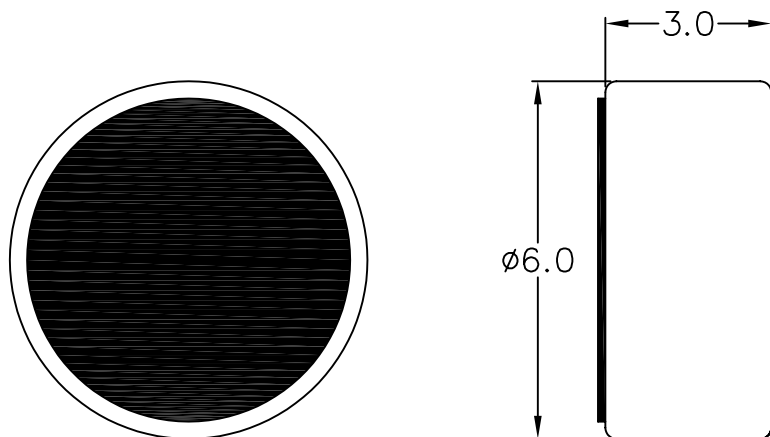


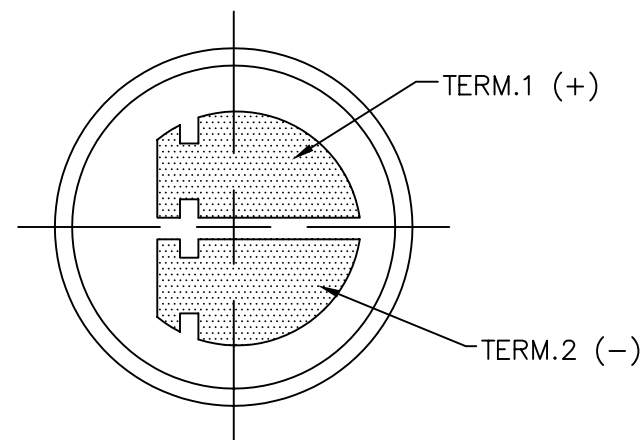
THIS DOCUMENT CONTAINS DATA PROPRIETARY TO PROJECTS UNLIMITED, INC. ANY USE OR REPRODUCTION, IN ANY FORM, WITHOUT PRIOR WRITTEN PERMISSION OF PROJECTS UNLIMITED, INC. IS PROHIBITED.  
© 2003, Projects Unlimited Inc.

# SPECIFICATIONS

PARAMETERS	VALUES	UNITS
DIRECTIVITY	OMNI	—
SENSITIVITY	$-42 \pm 3$	dB
STANDARD OPERATING VOLTAGE	2	Vdc
MAX OPERATING VOLTAGE	10	Vdc
CURRENT CONSUMPTION MAX	0.5	mA
IMPEDANCE	2.2	kOhm
SIGNAL TO NOISE RATIO	60	dB
TERMINAL	SOLDER PADS	—
INTERNAL CAPACITOR	N/A	pF




REVISIONS			
LTR	DESCRIPTION	DATE	APPROVED
—	RELEASED FROM ENGINEERING	1/19/04	
A	REVISED DIMENSION SIZE AND STYLE	02/27/06	B.R.



## NOTES:

- ALL DIMENSIONS ARE IN MILLIMETERS.
- SPECIFICATION SUBJECT TO CHANGE OR WITHDRAWAL WITHOUT NOTICE.

FILE NAME  
POM-3042L.DWG

UNLESS OTHERWISE SPECIFIED: DIMENSIONS ARE IN MILLIMETERS, TOLERANCES ARE $\pm 0.5$ AND ANGLES ARE $\pm 3^\circ$ .		 <b>projects® unlimited</b>		Dayton , Ohio	
APPROVALS		DATE		MICROPHONE	
DRAWN <i>R.A.C.</i>		1/04			
APPROVED <i>E.P.</i>		1/04			
		SIZE A	DRAWING NO. POM-3042L		
DO NOT SCALE DRAWING		SCALE: N.T.S.		SHEET 1 OF 1	

# Mouser Electronics

Authorized Distributor

Click to View Pricing, Inventory, Delivery & Lifecycle Information:

[PUI Audio:](#)

[POM-3042L](#)