

DO NOT
SCALE FROM
THIS PRINT

TABLE 1									
SOCKET SPECS			TYPE AND QUANTITY OF BODIES						
LEAD STYLE	USE SOCKET	# OF FINGER CLIPS	"B"	"C"	-SINGLE			-DOUBLE	
					ESS	SSB	TSW	DSB	RTSW
03	SC-1W1-XX-3	4	.300 [7.62]	.453 [11.51]	1	-	-	2	1
04	SC-1W1-XX-2	4	.400 [10.16]	.553 [14.05]	1	-	1	3	1
05	SC-1W1-XX-1	4	.500 [12.70]	.703 [17.86]	1	1	1	4	1
06	SC-1W1-XX-2	4	.300 [7.62]	.553 [14.05]	1	-	-	2	1
07	SC-1W1-XX-1	4	.400 [10.16]	.703 [17.86]	1	-	1	3	1
08	SC-1W1-XX-1	4	.300 [7.62]	.703 [17.86]	1	-	-	2	1
23	EZ-1W1-XX-3	6	.300 [7.62]	.453 [11.51]	1	-	-	2	1
24	EZ-1W1-XX-2	6	.400 [10.16]	.553 [14.05]	1	-	1	3	1
25	EZ-1W1-XX-1	6	.500 [12.70]	.703 [17.86]	1	1	1	4	1
26	EZ-1W1-XX-2	6	.300 [7.62]	.553 [14.05]	1	-	-	2	1
27	EZ-1W1-XX-1	6	.400 [10.16]	.703 [17.86]	1	-	1	3	1
28	EZ-1W1-XX-1	6	.300 [7.62]	.703 [17.86]	1	-	-	2	1

ESX-1XX-XX-XX-X

ROW SPECIFICATION
-D: DOUBLE
-S: SINGLE

BODY LENGTH SPEC
-01 THRU -36 (-D)
-01 THRU -32 (-S)

PLATING SPECIFICATION
-G: 10μ" GOLD IN CONTACT AREA,
10μ" GOLD ON TAIL. (SPECIFY -GG IN SOCKET)
-T: 10μ" SELECTIVE GOLD IN CONTACT AREA,
MATTE TIN ON TAIL. (SPECIFY -GT IN SOCKET)
-TT: MATTE TIN IN CONTACT AREA,
MATTE TIN ON TAIL. (SPECIFY -TT IN SOCKET)
(NOT AVAILABLE ON LEAD STYLES 23-28)

OPTION
-L: LOCKING LEAD
(SEE FIG 3)

LEAD STYLE
SEE TABLE 1

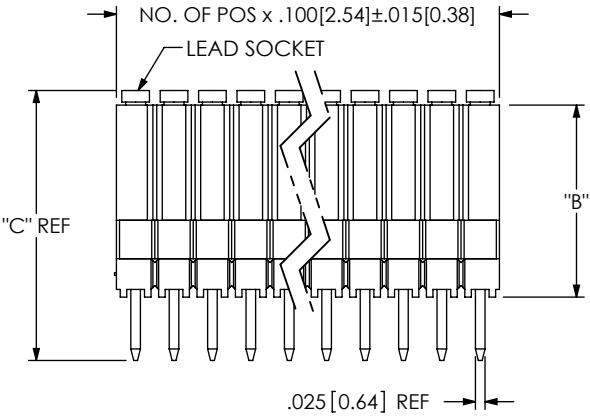


FIG 1
(ESS-1XX-XX-05 SHOWN)

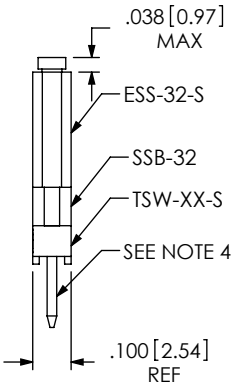


FIG 2
(ESD-1XX-XX-05 SHOWN)
(UNLESS OTHERWISE SPECIFIED, SAME AS FIG 1)


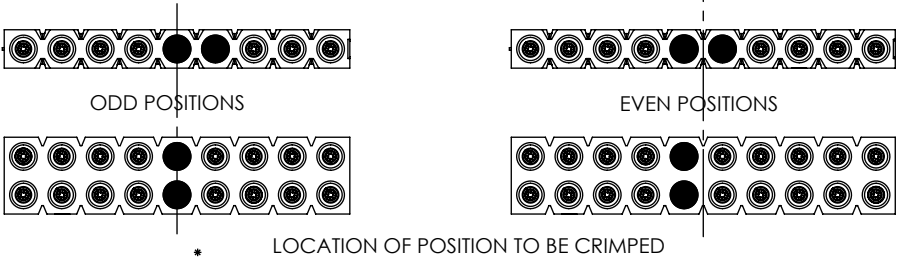


FIG 3
LOCKING LEAD OPTION
(DIMS APPLY TO BOTH -S AND -D)



- NOTES:
1. Ⓢ REPRESENTS A CRITICAL DIMENSION.
 2. MAXIMUM ALLOWABLE BOW: .009 [0.23] IN/IN.
 3. MINIMUM PUSHOUT FORCE: 5 LBS.
 4. .025 [0.64] SQ TAILS MUST BE ORIENTED SQUARE TO EACH OTHER ON -L OPTION ONLY.
 5. TSW-XX-D TO BE USED IF RTSW-XX-D IS NOT AVAILABLE.
 6. MAXIMUM CUT FLASH (LEAD SOCKET SIDE): .038 [0.97]
MAXIMUM CUT FLASH (TAIL SIDE), WITH STANDOFF: .028 [0.71]
NO STANDOFF: .010 [0.25]
 7. ALL DSB TO BE FILLED WITH THE COUNTER BORE FACING DOWN.

UNLESS OTHERWISE SPECIFIED, DIMENSIONS ARE IN INCHES. TOLERANCES ARE: DECIMALS ANGLES .XX: ±.01 [.3] .XXX: ±.005 [.13] .XXXX: ±.0020 [.051]		PROPRIETARY NOTE THIS DOCUMENT CONTAINS INFORMATION CONFIDENTIAL AND PROPRIETARY TO SAMTEC, INC. AND SHALL NOT BE REPRODUCED OR TRANSFERRED TO OTHER DOCUMENTS OR DISCLOSED TO OTHERS OR USED FOR ANY PURPOSE OTHER THAN THAT WHICH IT WAS OBTAINED WITHOUT THE EXPRESSED WRITTEN CONSENT OF SAMTEC, INC.	
MATERIAL: DO NOT SCALE DRAWING INSULATOR: LCP, UL94VO, COLOR: BLACK CONTACT: BeCu SHELL: BRASS		SHEET SCALE: 2:1	
DESCRIPTION: ELEVATED SOCKET STRIP		DWG. NO. ESX-1XX-XX-XX-X	
BY: PURVIS		07/22/1987	
SHEET 1 OF 1			