


Fast-Acting Aircraft Limiter

ACH Series



Catalog Symbol: ACH

Fast-Acting

Ratings:

Amps: 1 to 60A

Volts: 208Vac

125Vdc

Interrupting Ratings: 6000A @ 120Vac

4200A @ 208Vac

6000A @ 125Vac

At sea level to 6000 ft.

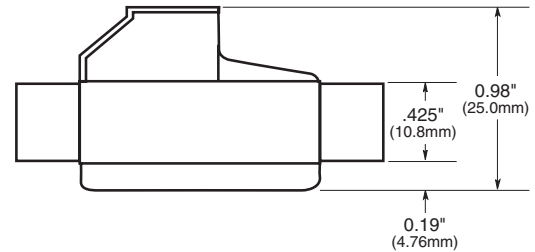
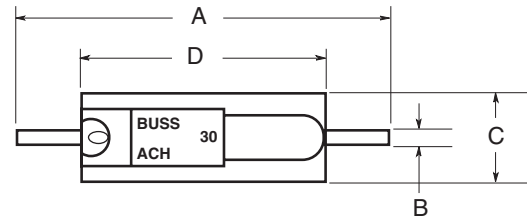
Test specification - carry 200% rated current for 5 minutes, open at 240% within 5 minutes.

Cooper Bussmann Aircraft Fuses


Mechanical Indicating - Limiter type

- ACH limiters are designed to meet the very rigorous requirements of high speed, high performance aircraft.
- Isolate faults or grounds in aircraft electric systems of 120/208 volts 400 cycles AC or 125 volts DC.
- ACH limiters give visual indication when open by a spring-activated pin that extends from the limiter body.
- Blade terminals on ACH limiters are silver-plated.
- Limiters are made with a silicone body that assures reliable performance under severe conditions.

Dimensions - in (mm)



| Symbol | Amps | A | B | C | D |
|--------|-------------------------------|-------------------|------------------|-------------------|-------------------|
| ACH | 2, 3, 5, 10, 15, 20, 25 or 30 | 1.97 (50.0mm) | 0.06 (1.59mm) | 0.48 (12.3mm) | 1.33 (33.8mm) |
| ACH | 35, 40, 50 or 60 | 2.22 (56.39mm) | 0.09 (2.27mm) | 0.55 (13.97mm) | 1.45 (36.83mm) |

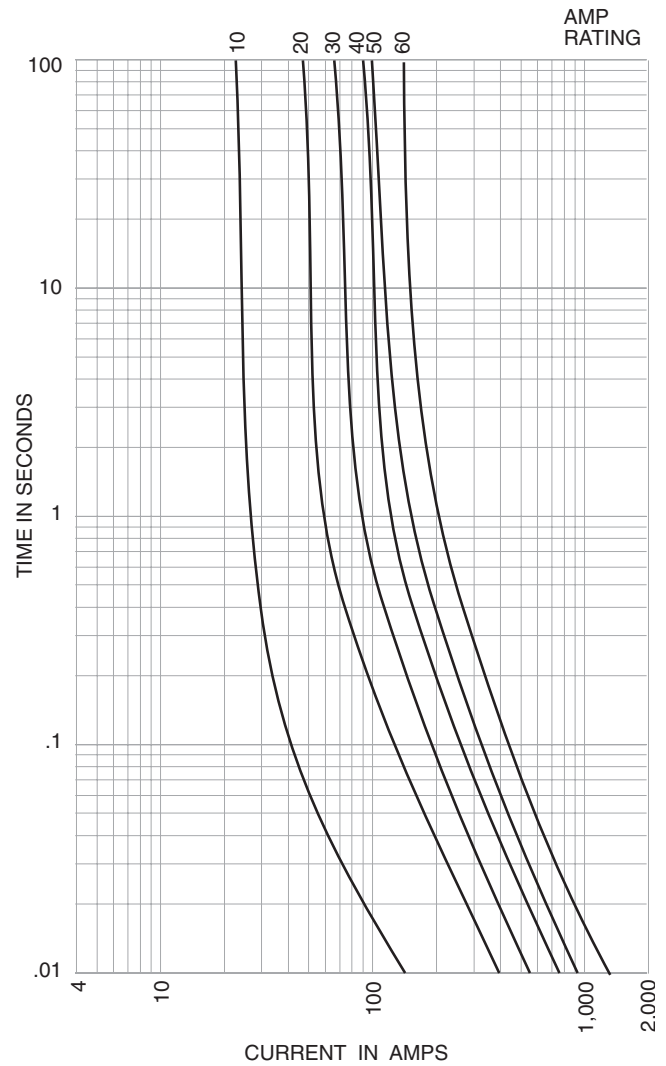


Fuse Blocks

- All metal parts silver-plated
- Clips are beryllium copper
- The blocks have molded melamine base

| Catalog Number | Poles | Base Dimensions |
|---------------------|-------|-----------------|
| 1 to 30 Amp | | |
| SFB1030-01 | 1 | 0.688" x 3.125" |
| SFB1030-02 | 2 | 1.188" x 3.125" |
| SFB1030-03 | 3 | 1.625" x 3.125" |
| 35 to 60 Amp | | |
| SFB1060-01 | 1 | 0.844" x 3.375" |
| SFB1060-02 | 2 | 1.594" x 3.375" |
| SFB1060-03 | 3 | 2.25" x 3.375" |

Time-Current Characteristic Curves—Average Melt



The only controlled copy of this Data Sheet is the electronic read-only version located on the Cooper Bussmann Network Drive. All other copies of this document are by definition uncontrolled. This bulletin is intended to clearly present comprehensive product data and provide technical information that will help the end user with design applications. Cooper Bussmann reserves the right, without notice, to change design or construction of any products and to discontinue or limit distribution of any products. Cooper Bussmann also reserves the right to change or update, without notice, any technical information contained in this bulletin. Once a product has been selected, it should be tested by the user in all possible applications.

© 2008 Cooper Bussmann
St. Louis, MO 63178
www.cooperbussmann.com

Mouser Electronics

Authorized Distributor

Click to View Pricing, Inventory, Delivery & Lifecycle Information:

Cooper Bussmann:

[SFB1060-03](#) [SFB1060-01](#) [SFB1060-02](#) [SFB1030-02](#) [SFB1030-01](#) [SFB1030-03](#)