

Flush-type connector - SACC-CI-M12FS-12CON-L90 SH - 1424199

Please be informed that the data shown in this PDF Document is generated from our Online Catalog. Please find the complete data in the user's documentation. Our General Terms of Use for Downloads are valid (<http://phoenixcontact.com/download>)




Sensor/actuator flush-type socket, 12-pos. with shroud, A-coded, with angled solder connection, contact insert only

Why buy this product

- ✓ Reduced mounting costs thanks to two-piece device connector
- ✓ All common pin assignments and codings available
- ✓ Easy device integration thanks to mechanical port screw connections with threaded attachment, press-in contour or direct integration in the front plate
- ✓ Additional gasket for the device when not plugged in



Key Commercial Data

Packing unit	20 STK
Minimum order quantity	20 STK
GTIN	 4 046356 692939
GTIN	4046356692939

Technical data

Ambient conditions

Ambient temperature (operation)	-25 °C ... 85 °C (Plug / socket)
	-40 °C ... 85 °C (without mechanical actuation)
Degree of protection	IP67

General

Note	The electrical and mechanical data specified assume that the connector pair is correctly locked and mounted. If the connector is unlocked and if there is a danger of contamination, the connector must be sealed using a protective cap > IP54. Influences arising from litz wires, cables or PCB assembly must also be taken into consideration.
Rated current at 40°C	1.5 A
Rated voltage	30 V
Rated surge voltage	0.8 kV

Flush-type connector - SACC-CI-M12FS-12CON-L90 SH - 1424199

Technical data

General

Number of positions	12
Insulation resistance	$\geq 100 \text{ M}\Omega$
Coding	A - standard
Standards/regulations	M12 connector IEC 61076-2-101
Status display	No
Overvoltage category	III
Degree of pollution	3
Connection method	Solder pins
Insertion/withdrawal cycles	> 100
Torque	3 Nm ... 4 Nm (Installation-side)
Mounting type	PCB mounting

Material

Flammability rating according to UL 94	V0
Contact material	CuZn
Contact surface material	Au
Contact carrier material	PA6T
Sealing material	FKM

Cable

Conductor cross section	0.14 mm ²
Conductor structure signal line	7x 0.16 mm
Core diameter including insulation	1.1 mm \pm 0.05 mm
Thickness, insulation	0.21 mm
Standards/specifications	M12 connector IEC 61076-2-101
Insulation resistance	$\geq 20 \text{ M}\Omega \cdot \text{km}$
Conductor resistance	$\leq 57.6 \text{ m}\Omega/\text{m}$
Nominal voltage, cable	300 V
Test voltage, cable	2000 V AC
Ambient temperature (operation)	-40 °C ... 85 °C (cable, fixed installation)
	-25 °C ... 85 °C (cable, flexible installation)

Standards and Regulations

Standard designation	M12 connector
Standards/regulations	IEC 61076-2-101
Flammability rating according to UL 94	V0

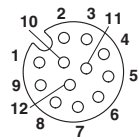
Environmental Product Compliance

China RoHS	Environmentally Friendly Use Period = 50
	For details about hazardous substances go to tab "Downloads", Category "Manufacturer's declaration"

Drawings

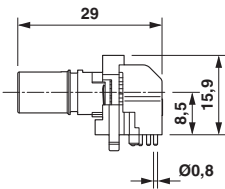
Flush-type connector - SACC-CI-M12FS-12CON-L90 SH - 1424199

Schematic diagram



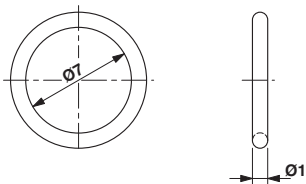
Pin assignment M12, 12-pos., female side view

Dimensional drawing



M12 flush-type socket, angled

Dimensional drawing



Optionally with O-ring (green) for tight seal when plugged in.
- the axial mating force of 80 N per connector may not be exceeded when using with assembled O-ring!
- Avoid radial forces!

Approvals

Approvals


Approvals

EAC / UL Recognized / cUL Recognized / cULus Recognized

Ex Approvals


Approval details

EAC		B.01742
-----	---	---------

UL Recognized		http://database.ul.com/cgi-bin/XYV/template/LISEXT/1FRAME/index.htm	FILE E 118976
mm²/AWG/kcmil		26	
Nominal current I _N		1.5 A	
Nominal voltage U _N		30 V	

Flush-type connector - SACC-CI-M12FS-12CON-L90 SH - 1424199

Approvals

cUL Recognized		http://database.ul.com/cgi-bin/XYV/template/LISEXT/1FRAME/index.htm	FILE E 118976
mm²/AWG/kcmil		26	
Nominal current I _N		1.5 A	
Nominal voltage U _N		30 V	

cULus Recognized		http://database.ul.com/cgi-bin/XYV/template/LISEXT/1FRAME/index.htm
------------------	---	---

Phoenix Contact 2018 © - all rights reserved
<http://www.phoenixcontact.com>

PHOENIX CONTACT GmbH & Co. KG
Flachsmarktstr. 8
32825 Blomberg
Germany
Tel. +49 5235 300
Fax +49 5235 3 41200
<http://www.phoenixcontact.com>